



**AUSTRALIAN CAPITAL TERRITORY
Road Transport
(Dimension and Mass) ACT 1990**

**OVERSIZE VEHICLES
EXEMPTION NOTICE
INSTRUMENT NO. 331 OF 2000**

1. Under paragraph 31A(1)(b) of the *Road Transport (Dimensions and Mass) Act 1990* (the Act), I exempt the following vehicles from the requirements of Sections 9, 10 and 24 of the Act. These vehicles are exempt, provided that they comply with and are operated in accordance with the conditions set out in the schedule attached to this exemption notice.
 - a) *semi-trailer combinations (six and seven axle) up to 42.5 tonnes GVM and 25 metres long carrying loads up to 3.5 metres wide; and*
 - b) *other heavy vehicles including rigid trucks (not exceeding 12.5 metres in length) built up to 3.5 metres wide or carrying loads over 2.5 metres wide and up to 3.5 metres wide*
2. This Notice must be cited as the '*Oversize Vehicles Exemption Notice 2000*'.
3. In this exemption notice:

"*Heavy vehicle*" means any motor vehicle or combination having a GVM or GCM of 4.5 tonnes or more;

'*standards for registration*' mean the standards specified by the Registration Authority, or the registration authority of a State or another Territory, for vehicle registrations.
4. In this exemption notice a diagram that is called an essential diagram is part of the exemption notice. Any other diagram or any note is illustrative only. All other relevant legislation related to the operation of vehicles to which this notice is applicable must be adhered to.
5. Section 31A of the *Road Transport (Dimensions and Mass) Act 1990* defines that this exemption notice is a disallowable instrument for the purposes of section 10 of the Subordinate Laws Act 1989.

6. This exemption notice commences on the date of gazetal and is to remain in force until 1 August 2003 unless it is amended or repealed earlier.

Brendan Smyth
Minister for Urban Services

Dated 6.9.00

ROUTES APPROVED FOR THE OPERATION OF 3.5 METRE WIDE AND 42.5 TONNE SEMI-TRAILERS IN THE AUSTRALIAN CAPITAL TERRITORY

Unless otherwise indicated, all routes listed in this attachment are approved for use by:

- a) *semi-trailer combinations (six and seven axle) up to 42.5 tonnes GVM and 25 metres long carrying loads up to 3.5 metres wide; and*
- b) *other heavy vehicles including rigid trucks (not exceeding 12.5 metres in length) built up to 3.5 metres wide or carrying loads over 2.5 metres wide and up to 3.5 metres wide*

NATIONAL HIGHWAYS & MAIN ROADS INTO ACT	FROM	TO	RESTRICTIONS/CONDITIONS (if applicable)
Barton Highway	Entire length (NSW border)	(Northbourne Ave)	
Dairy Road	Intersection of Morshead Drive / Pialligo Ave.	Monaro Highway	
Fairbairn Avenue	Morsehead Drive	Pialligo Avenue	
Federal Highway	Entire length (NSW border)	(Northbourne Ave)	
Kings Highway	Entire length (NSW border)	(NSW border)	
Lanyon Drive	NSW Border	Monaro Highway	
Majura Road	Entire length (Fairbairn Ave)	(Federal Highway)	
Monaro Highway	Entire length (NSW border)	Dairy Road	
Morshead Drive	Pialligo Ave	Fairbairn Ave	
Northbourne Avenue (Also known as Federal Highway)	Stirling Avenue	Barton Highway	
Pialligo Avenue	Fairbairn Avenue	Sutton Road	
Yass Road	Entire length (NSW border)	(Sutton Road)	Strictly only one heavy vehicle allowed on bridge over Molonglo River at any time

**Page 1 of the Attachment to the Schedule to the Exemption Notice
Made under the Road Transport (Dimensions and Mass) Act 1990**

**Australian Capital Territory
Road Transport
(Dimension and Mass)
*Act 1990***

Oversize Vehicles Exemption Notice



Purpose of this booklet:

The purpose of this book is to provide heavy vehicle operators with information related to where in the ACT they can drive prime mover semi-trailer combination vehicles and other applicable vehicles which exceed the relevant standard dimension limits. The book takes the form of an exemption notice.

The information in the booklet is applicable to the following vehicles:

- (a) semi-trailer combinations (six and seven axle) up to 42.5 tonnes GVM and 25 metres long carrying loads up to 3.5 metres wide; and*
- (b) other heavy vehicles including rigid trucks (not exceeding 12.5 metres in length) built up to 3.5 metres wide or carrying loads over 2.5 metres wide and up to 3.5 metres wide*

Subject to meeting the conditions listed in this booklet, these vehicles may travel in the Australian Capital Territory on the roads which are listed in the booklet and shown on the accompanying map.

It is a requirement that this booklet is carried in a vehicle to which the notice applies.

I hope that the booklet will be of assistance to both the drivers and operators of heavy vehicles.

SHOULD YOU NEED ANY ASSISTANCE, PLEASE CONTACT A.C.T VEHICLE INSPECTION AND TECHNICAL UNIT ON (02) 6207 6565

Emergency contact details are provided on the back page of this booklet.

Brendan Smyth, Minister for Urban Services

SCHEDULE TO THE OVERSIZE VEHICLES EXEMPTION NOTICE 2000

The conditions, which are specified in this schedule, relate to the following vehicles operating in the Australian Capital Territory:

- a) semi-trailer combinations (six and seven axle) up to 42.5 tonnes GVM and 25 metres long carrying loads up to 3.5 metres wide; and*
- b) other heavy vehicles including rigid trucks (not exceeding 12.5 metres in length) built up to 3.5 metres wide or carrying loads over 2.5 metres wide and up to 3.5 metres wide*

Subject to meeting the conditions listed in this booklet, these vehicles may travel in the Australian Capital Territory on the roads which are listed in the booklet and shown on the accompanying map.

PART 1 - Travel Requirements

PART 2 - Operating Requirements and Restrictions

- 2.1 General**
- 2.2 Requirements related to Tyre Pressure**
- 2.3 Distance Between Oversize Vehicles**
- 2.4 Minimising Damage When Travelling**
- 2.5 Minimising Dimension of Vehicle**
- 2.6 Loading Indivisible Items**
- 2.7 No Travelling in Low Visibility**
- 2.8 Allowing Vehicles to Overtake**

PART 3 - MASS AND DIMENSION LIMITS

- 3.1 Maximum Gross Mass and Dimension
- 3.2 Mass Limits Relating to Axle Spacing
- 3.3 Spacing Rules

PART 4 - WARNING DEVICES FOR OVERSIZE VEHICLES

- 4.1 Signs and Flags
- 4.2 Exemptions
- 4.3 Warning Lights
- 4.4 Headlights
- 4.5 Requirements for Warning Lights

PART 5 - OVERSIZE WARNING SIGN SPECIFICATIONS AND REQUIREMENTS

- 5.1 Sign Specifications
- 5.2 Mounting Sign on Vehicle
- 5.3 Keeping Signs Clean
- 5.4 Not Displayed when Not Oversize
- 5.5 Flexible Warning Sign
- 5.6 Split Sign

PART 6 - OVERSIZE WARNING DELINEATORS AND FLAGS

- 6.1 Delineators
- 6.2 Flags

PART 7 - APPROVED ROUTES AND TRAVEL CONDITIONS

- 7.1 Approved Routes and Travel Conditions

Attachment

Routes Approved For Oversize Vehicles in the Australian Capital Territory

Part 1-Travel Requirements

- 1.1.1 Vehicles of the dimensions and mass limits to which this exemption notice is applicable may operate only on approved routes and must observe any condition that applies to an approved route.

Notes: (a) It is the responsibility of operators seeking approval of new routes to contact ACT Road User Services area offices and follow the requirements specified in route assessment guidelines.

(b) Operators may apply to ACT Road User Services for a specific permit for travel on any road other than those specified in Part 7.

- 1.1.2 Deviation from approved routes is not permitted except in emergencies. Emergency route deviations may only be made at the direction of an authorised officer or a member of the Police Service

Part 2 - Operating Conditions and Restrictions

2.1 General

- 2.1.1 A copy of this exemption notice must be carried in the driving compartment whenever the vehicle is operating as or part of a vehicle or vehicle combination to which this notice applies. A copy of this exemption notice must be produced when requested by a police officer or by an authorised officer.
- 2.1.2 All requirements and conditions of this exemption notice are to be observed when a vehicle is operating on ACT roads.
- 2.1.3 A vehicle to which this notice applies and which is operating under this notice must clearly display a warning sign at its front and rear in accordance with the requirements of Part 4 of this exemption notice.
- 2.1.4 Except as provided by this exemption notice, a vehicle operating in accordance with this notice must comply with the statutory requirements of the Act or any other Act, Regulation or Determination unless authorised by a related permit or notice.
- 2.1.5 Vehicles to which this notice applies must be constructed to comply with the appropriate standards for registration, or the Australian Design Rules, unless otherwise stated.
- 2.1.6 All vehicles to which this notice applies must be registered in a State or Territory of the Commonwealth or under the Federal Interstate Registration (FIRs) Scheme.

- 2. 1.7 The driver of a vehicle to which this notice applies must hold, and be able to produce, if requested, a driving licence authorising her or him to drive the vehicle.
- 2. 1.8 The mass and dimension limits set by this exemption notice must not be exceeded.
- 2.1.9 The owner, driver or person in charge of the vehicle must comply with any directions given by authorised officers, appropriately authorised persons acting in an official capacity on behalf of any other authorities concerned, or by any officer of the Australian Federal police (AFP). These directions would relate to any reduction in speed, adjustment of the vehicle and load, the particular portion of the road and or structure on the route over which the vehicle is permitted to travel, or as to any other matter considered necessary for safe passage of vehicles to which this notice applies.
- 2. 1.10 Vehicle operators and drivers are responsible for ensuring the safe operation of their vehicles, including the stability of high vehicles and loads.

2.3 Requirements Related to Tyre Pressure.

All vehicles to which this notice applies must comply with the requirements of the *ACT Road Transport (Dimensions and Mass) Act 1990* as this relates to maximum allowable tyre pressure. This provision is as follows:

The pressure in a pneumatic tyre of a vehicle shall not exceed:

- (a) In the case of radial ply tyre : 825 kilopascals ; or
- (b) In any other case: 700 kilopascals.

2.4 Distance Between Oversize Vehicles.

- 2.4.1 A vehicle to which this notice applies must travel at least 200 metres behind a heavy vehicle, or a trailer or caravan attached to a vehicle, except when:
 - (a) it is overtaking or being overtaken by another vehicle;
 - (b) the vehicle ahead is stopping or stationary;
 - (c) there is a separate lane for overtaking; or
 - (d) it is travelling in an urban area, or where the speed limit is set at 60 km/h or less, where it is impractical to maintain a distance of 200 metres.

2.5 Minimising Damage when travelling

- 2.5.1 The owner, driver or person in charge of the vehicle, shall take care to avoid damage to sign boards, guard posts and other roadside fixtures. No board, post or other fixture shall be removed unless it is essential to do so and in any case not until prior approval has been obtained from the relevant authority concerned. Where it is found necessary to remove any board, post or other fixture, it should be replaced immediately in the same position and in the

same condition as at the time of removal.

All costs incurred in remedying any default or neglect in this regard shall be recoverable from the operator by the Registration Authority on behalf of ACT Infrastructure Management, as provided for in the ACT.

- 2.5.2 In all cases, but particularly when moving high and/or wide loads, it is the responsibility of owner, driver or person in charge of the vehicle to ensure there is no damage to trees or shrubs. It is an offence under both the *Nature Conservation Act 1980* and the *Trespass on Territory Land Act 1932* to change or destroy trees or shrubs and any person offending may be subject to prosecution.
- 2.5.3 The owner or operator is liable for any damage that may be caused to any public street, public place, bridge, culvert, structure or installation by a vehicle while on a journey to which this notice applies. Use of this notice is taken to be an indemnity by the owner or operator under section 30(1)(h) of the Act for any damage that may be caused.

2.6 Minimising Dimension of vehicle

- 2.6.1 The owner or operator must do everything possible to keep the length, width or height of the vehicle and it's load to a minimum when travelling. For example, unladen extendable trailers and the jib and boom of mobile cranes must be retracted to the minimum possible length. Indivisible items must be loaded to minimise width. Flags, lights or mirrors required on a vehicle to which this notice applies are disregarded when measuring dimensions for overdimension travel.

2.7 Loading indivisible items

2.7.1 Owners and or operators must not load indivisible items in the following ways:

- side by side if the width exceeds 2.5 metres;
- one on top of the other if the height exceeds 4.3 metres;
- one behind the other if the length exceeds:
 - *12.5 metres for a rigid vehicle;*
 - *19 metres for an articulated vehicle; and*
 - *19 metres for a rigid vehicle and trailer combination.*

Note: An indivisible item is an item which cannot reasonably be divided, without disproportionate effort or expense, into two or more items for the purpose of travel on public roads and cannot be carried on an appropriate vehicle within the mass and dimension limits set down in the Act.

2.8 No travelling in low visibility

2.8.1 The owner or operator should not begin to travel if, due to circumstances such as fog, heavy rain, smoke, dust or insect plague, visibility is less than 250 metres in the daytime or the headlights of a vehicle approaching within 250 metres cannot be seen at night.

2.8.2 If visibility is reduced as described above, while you are travelling, you must drive to the nearest safe parking area and wait until visibility improves beyond 250 metres before continuing to travel.

2.9 Allowing vehicles to overtake

If traffic banks up behind your vehicle, you must move to the side of the road, and, if necessary, stop as soon as it is safe to do so, to allow following vehicles to overtake.

Part 3 - Mass and Dimension Limits

3.1 Maximum gross mass and dimension limits

3.1.1 The maximum gross mass limit for a 6 and 7 axle semi-trailer combination must be the lowest of:

- (a) The sum of the axle and axle group mass limits as permitted in clause 3.2.1;
- (b) The gross mass rating as shown on the registration of the semi-trailer;
- (c) The sum of the permissible axle loads;
- (d) The sum of the manufacturers' mass limits (GVM) for the prime mover and the semi-trailer;
- (e) The gross combination mass limit (GCM) specified by the prime mover manufacturer; and approved by ACT Road User Services; or
- (f) 42.5 tonnes.

3.1.2 For other heavy vehicles, the lesser of GVM or aggregate of axles must not be exceeded, and the statutory mass limits apply to an axle or axle group

3.1.3. The maximum dimensional limits for vehicles in this exemption notice are to be as follows:

- The 6 and 7 axle semi-trailer combination must not be more than 25 metres long.
- Where the overall length of an articulated motor vehicle and load exceeds 19 metres, the rear overhang shall not exceed 25% of the unladen vehicle length or 5.5 metres, whichever is the lesser; the distance from the part of articulation to the rear axle centre may exceed 9.0 metres; and the length of the semi-trailer may exceed 12.5 metres.
- Other vehicles must comply with the length limits defined in the Heavy Vehicle Standards;
- Vehicles to which this notice applies must not be more than 3.5 metres in width;
- Vehicles to which this notice applies must not be more than 4.6 metres high unless authorised under a permit. Note: The '*62.5 Tonne B-Double, 4.6 Metre, 14.5 Controlled Access Bus High Exemption Notice*' provides other routes on which vehicles not exceeding 4.6 metres in height may operate, as applicable.

3.2 Mass limits relating to axle spacing

- 3.2.1 Standard statutory axle mass limits for the vehicle or combination must not be exceeded, except where a permit is issued.

3.3 Spacing Rules

- 3.3.1. The total mass of a vehicle or combination, and any load, must not exceed 15 tonnes if the distance between any two axles that are not part of the same axle group is less than 2.5 metres.

Part 4 - Warning Devices for Oversize Vehicles

4.1 Signs and Flags

- 4.1.1 If a vehicle or combination, together with any load, is not wider than 2.5 metres and is between 22.0 and 25.0 metres long, a rear warning sign only (**'OVERSIZE'**) is required. If the load projects to the rear, the sign must be at the rear of the load.

- 4.1.2 If a vehicle or combination together with any load is wider than 2.7 metres, it must have:

- 'OVERSIZE' warning signs - one warning sign at its front and one warning sign at its rear. If a load projects to the rear, the rear sign must be at the rear of the load.

- 4.1.3 If a load projects more than 150mm beyond one side of an oversize vehicle, and the projection is less than 500 mm thick from top to bottom, there must be the following for daytime use.

- Four (4) brightly coloured red, yellow, or red and yellow flags each at least 450mm long and 450mm wide. One flag must be positioned at each side of both the front and rear of the vehicle **or if** there is any projecting load, at each side of both the front and rear of the projecting load.
- Warning signs must comply with the specifications and requirements listed in Section 5.

4.2 Exemptions

Warning signs and flags do not apply to:

- A road construction vehicle operating within 1 kilometre of a construction site if the vehicle has a warning light ; or
- A rigid mobile crane less than 3.0 metres wide.

4.3. Warning Lights

4.3.1 **In daytime** - a warning light must be displayed on a vehicle, combination or load when width exceeds 3.0 metres.

4.3.2 **At night** - an oversize vehicle or combination must display:

- Side marker lights showing yellow to the front and red to the rear spaced no more than 2.0 metres apart along both sides of the vehicle and along any front or rear load projection; and
- Two rear marker red lights fixed to the rear of any rear projecting load, within 400mm of each side of the load, and at least 1.0 metre but not more than 2.1 metres above the ground; and
- A warning light if the vehicle or combination together with any load is wider than 2.5 metres or longer than 22.0 metres.
- A warning light must comply with the specifications and requirements described in Section 5

4.3.3 Warning lights and delineators on side projecting loads must be positioned as follows:

4.3.3.1 If a load projects more than 150mm beyond one side of an oversize vehicle, and the projection is less than 500 mm thick from top to bottom, there must be:

- A warning light attached to the vehicle or combination ; and
- At least two yellow, rigid pieces of material (known as *delineators*), one attached to the front and the other attached to the rear of the projection.

4.3.3.2 If a load projects more than 150mm beyond both sides of the vehicle, there must be four delineators (ie. at least one on each side both at the front and at the rear of the projection).

4.3.3.3 Warning lights and delineators must comply with the specifications and requirements listed in Section 5.

4.4. Headlights

Headlights on an oversize vehicle must be on low beam for daytime travel.

4.5 Requirements for Warning Lights

4.5.1 Warning lights must:

- emit a rotating, flashing, yellow coloured light;
- flash between 120 and 200 times a minute;
- have a power of at least 55 watts, and
- not be a strobe light.

4.5.2 The warning light on an oversize vehicle or combination must be clearly visible at a distance of 500 metres in all directions or be supplemented by one or more additional warning lights so that the light is clearly visible at a distance of 500 metres in all directions.

4.5.3 Any warning light must be switched on only when the vehicle or combination is travelling, or is stationary in a position that is likely to cause danger to other road users. If the vehicle is not required to have a warning light, then it must not have one switched on.

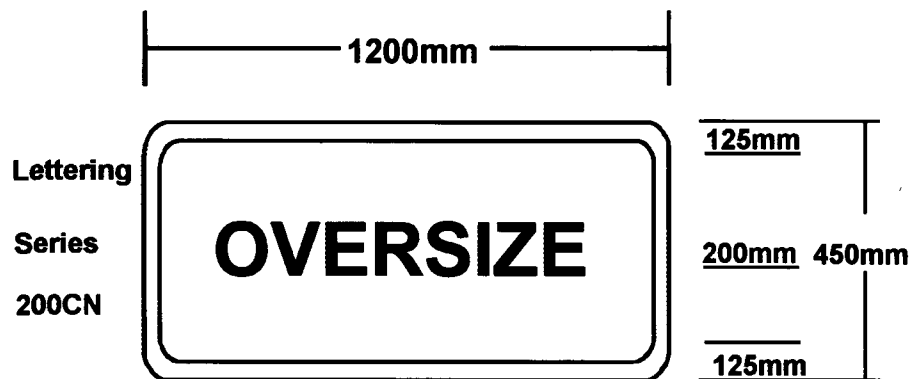
Part 5 - Oversize Warning Sign Specifications and Requirements

5.1 Sign Specifications

5.1.1 The signs must:

- be made of a stiff, flat, weatherproof material (eg. *Zincalume* at least 0.8mm thick or aluminium at least 1.6mm thick) with minimum dimensions of 1200mm wide by 450mm high;
- have a face with a yellow surface which complies with Class 1 or 2 of Australian Standard AS 1906; '*Retro-reflective Materials and Devices for road Traffic Control Purposes*'; Parts 1 to 4 inclusive;
- have a black 20mm wide border set at least 10mm in from the edge unless the sign has been made with a box edge;
- display the word 'OVERSIZE' in 200mm high black uppercase lettering which must be at least 125mm from both the top and bottom of the sign;
- conform with Australian Standard AS 1744; '*Forms and Letters and Numerals for Road Signs in Typeface Series C(N)*'.
- be legible, and maintained in a clear and legible condition;
- have its manufacturers name or trademark permanently marked in letters 3-10mm high on any visible location on the sign;

5.1.2 The layout of the sign is as follows:



5.2 Mounting Sign on Vehicle

5.2.1 A warning sign must be mounted vertically.

5.2.2 The lower edge of the sign must be:

- above the bottom of the bumper bar; or
- if there is no bumper bar, at least 500mm from ground level.

5.3 Keeping Signs Clean

5.3.1 A warning sign on an oversize vehicle or combination must be kept clean so that other road users can easily read it.

5.4 Not Displayed when oversize.

5.4.1 A warning sign must not be displayed on a vehicle or combination that is not operating oversize

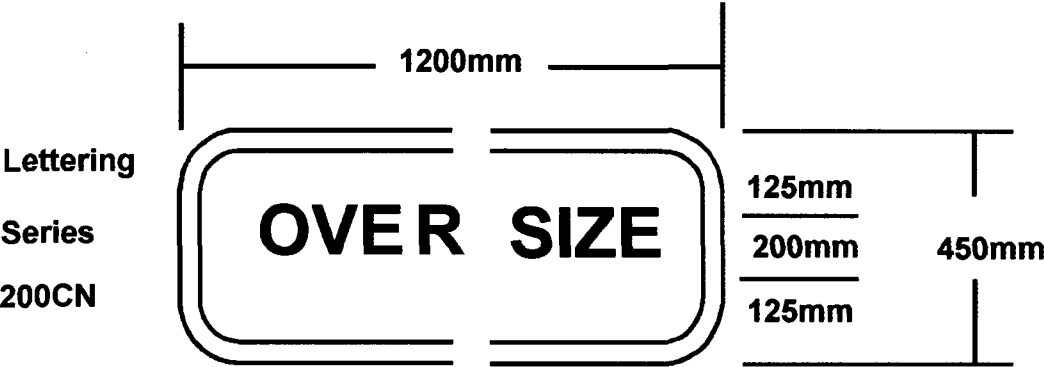
5.5 Flexible Warning Sign.

5.5.1 The rear sign of an oversize vehicle or combination may be made of a flexible material if the load is unsuitable for a stiff sign.

5.6 Split Sign.

5.6.1 A warning sign may be split into two parts subject to the following conditions, which apply in addition to those for a full sign. The following conditions apply:

- The combination length of its parts must be at least 1200mm;
- The part mounted on the left must show the letters ‘OVER’ and the part mounted on the right must show the letters ‘SIZE’ and
- There must be no border between the two parts;
- Both halves of the sign must be situated on the vehicle at the same height above the ground.



Part 6 - Oversize Warning Delineators and Flags

6.1 Delineators

6.1.1 A delineator must:


- be at least 300mm long and at least 300mm wide;
- comply with Class 1 or 2 of Australian Standard 1906; *'Retro-reflective Materials and Devices for Road Traffic Control s Purposes, 1990 as amended'* and in force at the commencement of this Regulation;
- if at the front of the projection, be attached so that its reflective surface is facing forward of the vehicle; and
- if at the rear of the projection, be attached so that its reflective surface is facing rearward from the vehicle.

6.2 Flags

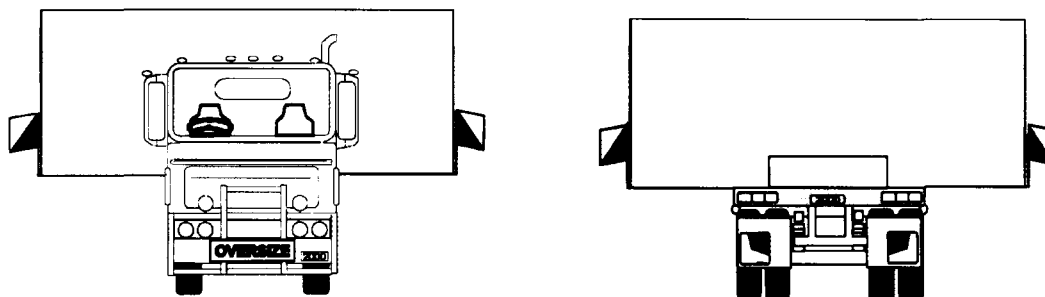
6.2.1 The required dimensions of flags are as follows:

- Dimensions: At least 450mm long and at least 450mm wide.
- Colour: Bright red, yellow or red and yellow.

Requirements for Delineators



Requirements for Flags



Part 7 – Approved Routes and Travel Conditions

7.1 *Approved routes and travel conditions*

- 7.1.1 A vehicle to which this notice applies may operate on the approved routes listed in the Attachment.
- 7.1.2 The travel restrictions and conditions, which apply to an approved route, must be observed.
- 7.1.3 Deviation from the approved routes is not permitted except in emergencies. Emergency route deviations may be made only at the direction of an authorised officer or a police officer.

Please Note

1. Routes currently approved are listed in the Attachment. Additional routes may be approved in the future. Operators may obtain details of these from the Vehicle Inspection and Technical Unit of the Department of Urban Services ACT.
2. It is the responsibility of operators seeking approval of new routes to initiate contact with the Vehicle Inspection and Technical Unit of Road User Services ACT.
3. Operators must apply to the Vehicle Inspection and Technical Unit of the Department of Urban Services for a permit to travel on any route other than an approved route.
4. Approval of a road for use by oversized vehicle does **not** necessarily mean that unrestricted access to any adjacent site is permitted. The Vehicle Inspection and Technical Unit of Road User Services can provide advice on site access but it remains the responsibility of the operator and the driver to ensure that the site is accessible without a breach of these conditions or any other applicable law before attempting to do so.
5. This notice **only** permits operation on approved routes in the ACT. It does **not** authorise operation across the NSW border. Operators wishing to do so must comply with NSW requirements.

The following is to go inside the back cover and on the map.....

Emergency and other contact telephone numbers:

Australian Federal Police: **000 - *Life-Threatening Emergency***
 11444 - *Police Attendance*
 (02) 6256 7777 - *General Enquires*

ACT Vehicle Inspection and Technical Unit: (02) **6207 6565** (*business hours*)
(02) **6207 5300** (*after hours*)
(02) **6207 6561** (*facsimile*)

Unless otherwise indicated, all routes listed in this attachment are approved for use by:

- a) Semi-trailer combinations (six and seven axle) up to 42.5 tonnes GVM and 25 metres long carrying loads up to 3.5 metres wide; and*
- b) Other heavy vehicles including rigid trucks (not exceeding 12.5 metres in length) built up to 3.5 metres wide or carrying loads over 2.5 metres wide and up to 3.5 metres wide*

Unless otherwise indicated, all routes listed in this attachment are approved for use by 4.6 metre high vehicles and B-Doubles, in accordance with the relevant Notice.

NATIONAL HIGHWAYS & MAIN ROADS INTO ACT	FROM	TO	RESTRICTIONS/CONDITIONS (if applicable)
Barton Highway	Entire length (NSW border)	(Northbourne Ave)	
Dairy Road	Intersection of Morshead Drive / Pialligo Ave	Monaro Highway	
Fairbairn Avenue	Morsehead Drive	Pialligo Avenue	
Federal Highway	Entire length (NSW border)	(Northbourne Ave)	
Kings Highway	Entire length (NSW border)	(NSW border)	
Lanyon Drive	NSW Border	Monaro Highway	
Majura Road	Entire length (Fairbairn Ave)	(Federal Highway)	
Monaro Highway	Entire length (NSW border)	Dairy Road	
Morshead Drive	Pialligo Ave	Fairbairn Ave	
Northbourne Avenue (Also known as Federal Highway)	Stirling Avenue	Barton Highway	
Pialligo Avenue	Fairbairn Avenue	Sutton Road	
Yass Road	Entire length (NSW border)	(Sutton Road)	Strictly only one heavy vehicle allowed on bridge over Molonglo River at any time

**Page 1 of the Attachment to the Schedule to the Exemption Notice
Made under the Road Transport (Dimensions and Mass) Act 1990 on 6.9.00.**