



Australian Capital Territory

Road Transport (Mass, Dimensions and Loading) Regulation 2010

SL2010-4

made under the

Road Transport (Mass, Dimensions and Loading) Act 2009

Republication No 4

Effective: 1 November 2011 – 19 December 2012

Republication date: 1 November 2011

Last amendment made by SL2011-28

Authorised by the ACT Parliamentary Counsel

About this republication

The republished law

This is a republication of the *Road Transport (Mass, Dimensions and Loading) Regulation 2010*, made under the *Road Transport (Mass, Dimensions and Loading) Act 2009* (including any amendment made under the *Legislation Act 2001*, part 11.3 (Editorial changes)) as in force on 1 November 2011. It also includes any commencement, amendment, repeal or expiry affecting this republished law to 1 November 2011.

The legislation history and amendment history of the republished law are set out in endnotes 3 and 4.

Kinds of republications

The Parliamentary Counsel's Office prepares 2 kinds of republications of ACT laws (see the ACT legislation register at www.legislation.act.gov.au):

- authorised republications to which the *Legislation Act 2001* applies
- unauthorised republications.

The status of this republication appears on the bottom of each page.

Editorial changes

The *Legislation Act 2001*, part 11.3 authorises the Parliamentary Counsel to make editorial amendments and other changes of a formal nature when preparing a law for republication. Editorial changes do not change the effect of the law, but have effect as if they had been made by an Act commencing on the republication date (see *Legislation Act 2001*, s 115 and s 117). The changes are made if the Parliamentary Counsel considers they are desirable to bring the law into line, or more closely into line, with current legislative drafting practice.

This republication does not include amendments made under part 11.3 (see endnote 1).

Uncommenced provisions and amendments

If a provision of the republished law has not commenced, the symbol **U** appears immediately before the provision heading. Any uncommenced amendments that affect this republished law are accessible on the ACT legislation register (www.legislation.act.gov.au). For more information, see the home page for this law on the register.

Modifications

If a provision of the republished law is affected by a current modification, the symbol **M** appears immediately before the provision heading. The text of the modifying provision appears in the endnotes. For the legal status of modifications, see the *Legislation Act 2001*, section 95.

Penalties

At the republication date, the value of a penalty unit for an offence against this law is \$110 for an individual and \$550 for a corporation (see *Legislation Act 2001*, s 133).



Australian Capital Territory

Road Transport (Mass, Dimensions and Loading) Regulation 2010

made under the

Road Transport (Mass, Dimensions and Loading) Act 2009

Contents

	Page
Part 1	Preliminary
Division 1.1	Introduction
1	Name of regulation 2
3	Dictionary 2
4	Notes 2
5	Offences against regulation—application of Criminal Code etc 3
6	Object of regulation 3
7	Application of regulation 3

R4 Road Transport (Mass, Dimensions and Loading) contents 1
01/11/11 Regulation 2010
Effective: 01/11/11-19/12/12

		Page
Division 1.2	Important concepts	
8	Meaning of <i>special purpose vehicle</i> —Act, s 7 (2), def <i>special purpose vehicle</i> , par (b) and (c)	4
9	Meaning of <i>restricted access vehicle</i>	4
Part 2	Mass, dimension, loading, etc for heavy vehicles	
Division 2.1	Mass, loading and other requirements	
10	Mass and loading requirements for heavy vehicles	6
11	Mass restrictions on vulnerable roads	6
Division 2.2	Class 1 vehicles	
12	Meaning of <i>class 1 vehicle</i>	8
13	Requirements for class 1 vehicles, pilot vehicles and escort vehicles	9
14	Class 1 notices	9
15	Class 1 notices—contents	11
16	Offences—drive or operate vehicle in contravention of class 1 notice	12
17	Class 1 permits	13
18	Class 1 permits—contents	15
19	Offences—drive or operate vehicle in contravention of class 1 permit	16
Division 2.3	Class 2 vehicles	
20	Meaning of <i>class 2 vehicle</i>	16
21	Class 2 notices	17
22	Class 2 notices—contents	18
23	Offences—drive or operate vehicle in contravention of class 2 notice	19
24	Class 2 permits	19
25	Class 2 permits—contents	20
26	Offences—drive or operate vehicle in contravention of class 2 permit	21
Division 2.4	Class 3 vehicles	
27	Meaning of <i>class 3 vehicle</i>	21
28	Class 3 notices	22
29	Class 3 notices—contents	23
30	Offences—drive or operate vehicle in contravention of class 3 notice	23
31	Class 3 permits	24
32	Class 3 permits—contents	25

	Page
33	25
34	27
35	28
Division 2.5	
Towing restrictions for certain combinations	
36	28
37	29
38	30
39	30
40	31
41	31
42	31
Division 2.6	
Higher mass limits for eligible vehicles	
43	32
44	33
45	33
46	33
47	34
48	35
Division 2.7	
Pilot vehicles and oversize vehicles	
49	35
50	36
51	36
52	38
Part 3	
Road trains	
53	39
54	39
55	40
56	40
57	41
58	41

	Page
Part 4	Mass, dimension, loading, etc for all vehicles
Division 4.1	Mass and loading requirements
59	Special mass and loading limits 43
60	Lower limits for multiple mass requirements 43
61	Loading requirements 44
Division 4.2	Checking and measuring procedures
62	Exercise of direction powers by authorised officers 45
63	Calculating wheel loads with measuring instruments 47
64	Calculating axle loads with measuring instruments 47
65	Calculating total mass 47
66	Mass if mass heavier than instrument's verified mass 48
Part 5	Miscellaneous
67	Offence—fail to carry permit 49
68	Exemptions in emergencies 49
69	Disapplication of Legislation Act, s 47 (6) 50
Schedule 1	Mass and loading requirements for heavy vehicles
Part 1.1	Mass limits
Division 1.1.1	Mass limits for vehicles and combinations
1.1	Mass limits for vehicles 52
1.2	Mass limits for combinations 52
1.3	Higher mass limits for eligible vehicles 53
Division 1.1.2	Mass limits for tyres, wheels and axles
1.4	Exclusion of certain eligible vehicles—div 1.1.2 55
1.5	Meaning of <i>complying bus</i> —div 1.1.2 55
1.6	Meaning of <i>ultra-low floor bus</i> —div 1.1.2 57
1.7	Declaring buses to be complying buses 57
1.8	Mass limits for tyres, wheels and axles—manufacturer's limits 58
1.9	Mass limits for axles 58
1.10	Mass limit for articulated ultra-low floor buses 60

	Page
1.11	61
1.12	61
Division 1.1.3	62
Mass limits for axle spacing	
1.13	62
1.14	62
1.15	63
1.16	66
1.17	67
1.18	67
Part 1.2	68
Size and projection of loads	
1.19	68
1.20	69
1.21	70
1.22	71
1.23	72
Part 1.3	73
Couplings	
1.24	73
Schedule 2	74
Oversize and overmass vehicles	
Part 2.1	74
Preliminary	
2.1	74
2.2	74
Part 2.2	76
All vehicles travelling under class 1 notices	
2.3	76
2.4	77
2.5	77
2.6	79
2.7	80
2.8	81
2.9	82

Contents

	Page	
2.10	Warning devices for oversize vehicles—load projects > 150mm, projection < 500mm thick	82
2.11	Additional warning devices at night	83
2.12	Headlights	84
2.13	Travel restrictions at night	84
2.14	Low visibility conditions	84
2.15	Minimum following distances	85
2.16	Assessing routes for possible disruption or damage	86
Part 2.3	Load-carrying vehicles travelling under class 1 notices	87
2.17	Mass limits for axles and axle groups—load-carrying vehicles	87
2.18	Mass limits for axles and axle groups—load-carrying vehicles towing vehicles	87
2.19	Minimising width	89
2.20	Width limits—load-carrying vehicles	89
2.21	Carrying goods in addition to large indivisible items	89
2.22	Towing of low-loader dollies by unladen low-loaders	90
Part 2.4	Special purpose vehicles travelling under class 1 notices	91
2.23	Mass limits for axles and axle groups—special purpose vehicles	91
2.24	Mass limits for tandem axle groups—special purpose vehicles	91
2.25	Mass limits for tri axle groups—special purpose vehicles	92
2.26	Total mass limits—special purpose vehicles	93
2.27	Side lights for travel at night	94
2.28	Markings—special purpose vehicles	95
2.29	Prohibition on towing other vehicles	96
Part 2.5	Agricultural vehicles and combinations travelling under class 1 notices	97
2.30	Mass limits—agricultural vehicles and combinations	97
2.31	Dimension limits—agricultural vehicles and combinations	97
2.32	Warning devices—agricultural vehicles and combinations	98
2.33	Pilot vehicle requirements—agricultural vehicles and combinations	99
2.34	Agricultural vehicles and combinations not to use freeways	100
2.35	Agricultural implements not to carry loads	100
2.36	Speed limits for agricultural implements without brakes	100

	Page
2.37 Exemption from requirement for rear vision mirrors	101
Part 2.6 Pilot and escort vehicles	102
2.38 Requirements for pilot vehicles	102
2.39 Requirements for escort vehicles	102
2.40 Headlights on pilot and escort vehicles	103
2.41 Loads on pilot and escort vehicles	103
2.42 Position of pilot vehicles	103
2.43 Communication between drivers	104
Part 2.7 Warning lights	105
2.44 Meaning of <i>warning light</i>	105
2.45 Visibility of warning lights	105
2.46 Use of warning lights	106
Part 2.8 Warning signs	107
Division 2.8.1 Oversize vehicles and pilot vehicles	107
2.47 Meaning of <i>warning sign</i>	107
2.48 Materials for warning signs	108
2.49 Maintaining warning signs	108
2.50 Use of warning signs	108
Division 2.8.2 Oversize vehicles	108
2.51 Size of warning signs—oversize vehicles	108
2.52 Face of warning signs—oversize vehicles	109
2.53 Mounting of warning signs—oversize vehicles	110
Division 2.8.3 Pilot vehicles	110
2.54 Size and shape of warning signs—pilot vehicles	110
2.55 Faces of warning signs—pilot vehicles	110
2.56 Mounting of warning signs—pilot vehicles	111
 Dictionary	 113
 Endnotes	
1 About the endnotes	125

Contents

		Page
2	Abbreviation key	125
3	Legislation history	126
4	Amendment history	127
5	Earlier republications	128



Australian Capital Territory

Road Transport (Mass, Dimensions and Loading) Regulation 2010

made under the

Road Transport (Mass, Dimensions and Loading) Act 2009

R4
01/11/11

Road Transport (Mass, Dimensions and Loading)
Regulation 2010

page 1

Effective: 01/11/11-19/12/12

Part 1 Preliminary

Division 1.1 Introduction

1 Name of regulation

This regulation is the *Road Transport (Mass, Dimensions and Loading) Regulation 2010*.

3 Dictionary

The dictionary at the end of this regulation is part of this regulation.

Note 1 The dictionary at the end of this regulation defines certain terms used in this regulation, and includes references (*signpost definitions*) to other terms defined elsewhere.

For example, the signpost definition '*road train*—see the *Road Transport (Vehicle Registration) Regulation 2000*, dictionary.' means that the term 'road train' is defined in that dictionary and the definition applies to this regulation.

Note 2 A definition in the dictionary (including a signpost definition) applies to the entire regulation unless the definition, or another provision of the regulation, provides otherwise or the contrary intention otherwise appears (see Legislation Act, s 155 and s 156 (1)).

4 Notes

A note included in this regulation is explanatory and is not part of this regulation.

Note See the Legislation Act, s 127 (1), (4) and (5) for the legal status of notes.

5 Offences against regulation—application of Criminal Code etc

Other legislation applies in relation to offences against this regulation.

Note 1 Criminal Code

The Criminal Code, ch 2 applies to all offences against this regulation (see Code, pt 2.1).

The chapter sets out the general principles of criminal responsibility (including burdens of proof and general defences), and defines terms used for offences to which the Code applies (eg *conduct*, *intention*, *recklessness* and *strict liability*).

Note 2 Penalty units

The Legislation Act, s 133 deals with the meaning of offence penalties that are expressed in penalty units.

6 Object of regulation

- (1) The object of this regulation is to regulate the following:
 - (a) the mass, dimensions and loading of vehicles and combinations;
 - (b) the conditions for access to roads of vehicles and combinations that are too large or too heavy for general road access;
 - (c) the conditions under which oversize or overmass vehicles and combinations exempted from normal dimension or mass limits may travel on roads and road related areas.
- (2) The Assembly intends that the object of this regulation will be achieved in the context of nationally consistent road transport laws, particularly in the context of nationally consistent compliance and enforcement laws, having regard to regional differences.

7 Application of regulation

This regulation applies only on roads and road related areas.

Division 1.2 Important concepts

8 **Meaning of *special purpose vehicle*—Act, s 7 (2), def *special purpose vehicle*, par (b) and (c)**

- (1) The following vehicles are prescribed:
 - (a) a concrete pump;
 - (b) a fire truck.
- (2) The following vehicles are exempted:
 - (a) a tow truck;
 - (b) an agricultural vehicle.

9 **Meaning of *restricted access vehicle***

In this regulation:

restricted access vehicle means a heavy vehicle or heavy combination that, together with its load (if any), exceeds 1 or more of the following:

- (a) a mass limit mentioned in this regulation;
- (b) 1 or more of the following dimension limits:
 - (i) a width of 2.5m;
 - (ii) a height of 4.3m;
 - (iii) a length of—
 - (A) for a single motor vehicle—12.5m; or
 - (B) for a combination—19m;

- (iv) another dimension limit mentioned in—
 - (A) this regulation; or
 - (B) the *Road Transport (Vehicle Registration) Regulation 2000*.

Part 2 Mass, dimension, loading, etc for heavy vehicles

Division 2.1 Mass, loading and other requirements

10 Mass and loading requirements for heavy vehicles

- (1) The following vehicles and loads must comply with the requirements in schedule 1 (Mass and loading requirements for heavy vehicles):
 - (a) a heavy vehicle together with its load (if any);
 - (b) a heavy combination together with its load (if any).
- (2) However, subsection (1) does not apply to the following:
 - (a) a class 1 vehicle as far as a class 1 notice or a class 1 permit exempts the vehicle from a requirement of schedule 1;
 - (b) a class 3 vehicle as far as a class 3 notice or a class 3 permit exempts the vehicle from a requirement of schedule 1;
 - (c) an eligible vehicle as far as the eligible vehicle is permitted to operate at a higher mass limit under section 46 (When eligible vehicles may operate at higher mass limits).

11 Mass restrictions on vulnerable roads

- (1) The road transport authority may, by displaying a notice (a *prohibition notice*) on or near a vulnerable road, prohibit the driving of a stated kind of heavy vehicle or heavy combination on the vulnerable road.

- (2) The road transport authority may prohibit the driving of a kind of heavy vehicle or heavy combination on a vulnerable road under subsection (1) only if satisfied the driving of the kind of heavy vehicle or heavy combination is likely to damage the road.
- (3) A prohibition notice for a vulnerable road must state—
- (a) that driving a stated kind of heavy vehicle or heavy combination on the road is prohibited if—
- (i) the axle load for an axle of the vehicle exceeds the stated axle load for an axle of the kind of heavy vehicle or heavy combination; or
- (ii) the sum of the axle loads for a group of axles for the vehicle exceeds the stated sum of axle loads for a group of axles for the kind of heavy vehicle or heavy combination; and
- (b) the period of the prohibition.
- (4) An axle load, or sum of axle loads for a group of axles, for a kind of heavy vehicle or heavy combination stated in a prohibition notice must not exceed a limit on an axle load, or a sum of axle loads, for the kind of heavy vehicle or heavy combination mentioned in schedule 1 (Mass and loading requirements for heavy vehicles).

Note Mass limits for axle loads are mentioned in sch 1, s 1.3, div 1.1.2 and div 1.1.3.

- (5) A mass restriction imposed by a prohibition notice under this section is taken to be imposed by this section.

Note 1 Under the Act, s 509, a regulation may impose mass, dimension or loading restrictions on the use of vehicles on roads or road related areas.

Note 2 A penalty may be imposed if a vehicle breaches a mass requirement (see Act, div 2.2.4).

(6) In this section:

vulnerable road means a road or road related area, or part of a road or road related area, that the road transport authority is satisfied is—

- (a) newly formed, constructed or repaired; or
- (b) damaged by flood, submergence, subsidence or otherwise; or
- (c) otherwise vulnerable to damage.

Division 2.2 Class 1 vehicles

12 Meaning of *class 1 vehicle*

(1) In this regulation:

class 1 vehicle means a restricted access vehicle that—

- (a) is one of the following kinds of vehicle or combination:
 - (i) a special purpose vehicle;
 - (ii) an agricultural vehicle;
 - (iii) a vehicle or combination, including a low-loader and load platform combination, that is designed to carry a large indivisible item or is carrying a large indivisible item; and
- (b) is—
 - (i) oversize; or
 - (ii) overmass; and
- (c) is not one of the following:
 - (i) a B-double;
 - (ii) a road train;
 - (iii) a vehicle or combination that is carrying a freight container designed for multi-modal transport.

(2) In this section:

multi-modal transport means transport by road and 1 or more of sea, rail or air.

13 Requirements for class 1 vehicles, pilot vehicles and escort vehicles

The following vehicles must comply with the requirements in schedule 2 (Oversize and overmass vehicles):

(a) a class 1 vehicle;

Note Special purpose vehicles may be exempt from complying with the dimension limits in sch 2, table 2.5 while standing and operating (see s 14 (1) (a) (iii)).

(b) a pilot vehicle or escort vehicle accompanying a class 1 vehicle.

14 Class 1 notices

(1) The road transport authority may, by notice (a ***class 1 notice***)—

(a) exempt all class 1 vehicles, or a stated kind of class 1 vehicle—

(i) from a mass or dimension requirement mentioned in schedule 1 (Mass and loading requirements for heavy vehicles), other than a requirement about a GVM, GCM or manufacturer's limit; or

Note Mass and dimension requirements about a GVM, GCM or manufacturer's limit are mentioned in sch 1, div 1.1.1 and s 1.8.

(ii) from a dimension limit mentioned in the *Road Transport (Vehicle Registration) Regulation 2000*; or

Note Dimension limits are mentioned in the *Road Transport (Vehicle Registration) Regulation 2000*, s 163 and sch 1.

- (iii) for special purpose vehicles—from the dimension limits in schedule 2 (Oversize and overmass vehicles), table 2.5 while the vehicle is standing and operating; or

Note Class 1 vehicles must otherwise comply with sch 2 (see s 13).

(b) declare—

- (i) areas in which all class 1 vehicles, or a stated kind of class 1 vehicle, may operate; or
 - (ii) routes on which all class 1 vehicles, or a stated kind of class 1 vehicle, may operate; or
 - (iii) for agricultural vehicles or combinations—categories of areas or routes, including declaring an area or route to be a category 1, 2 or 3 area for schedule 2, table 2.31.
- (2) A class 1 notice may be conditional.
- (3) A class 1 notice is a notifiable instrument.
- Note* A notifiable instrument must be notified under the Legislation Act.
- (4) In this section:

standing and operating, for a special purpose vehicle, means the vehicle is being used for its designed purpose, and the use requires the vehicle to stand still or to move slightly between close positions.

15 Class 1 notices—contents

- (1) A class 1 notice must state the following:
- (a) that the notice applies to—
 - (i) all class 1 vehicles; or
 - (ii) stated kinds of class 1 vehicles;
 - (b) the areas or routes to which the notice applies;

Example—areas

urban areas

Note 1 Further restrictions may apply if the notice applies to oversize vehicles or combinations travelling in urban areas (eg sch 2, s 2.13).

Note 2 An example is part of the regulation, is not exhaustive and may extend, but does not limit, the meaning of the provision in which it appears (see Legislation Act, s 126 and s 132).

- (c) the provisions of this regulation or the *Road Transport (Vehicle Registration) Regulation 2000* from which exemption is given;
 - (d) the conditions (if any) on the notice.
- Note* A class 1 notice may include a condition that 1 or more pilot vehicles or escort vehicles must accompany a class 1 vehicle while the vehicle is travelling.

- (2) Without limiting subsection (1) (d), a class 1 notice made under section 14 (1) (a) or (b) must include the conditions mentioned in schedule 2 (Oversize and overmass vehicles) that apply to the vehicles to which the notice applies.
- (3) The notice may incorporate the conditions mentioned in subsection (2) by reference.

- (4) For a class 1 vehicle other than an agricultural vehicle or agricultural combination, a class 1 notice may include a height limit as a condition.
- (5) If the notice includes a height limit as a condition, the height limit must be at least 4.3m, but not more than 4.6m

16 Offences—drive or operate vehicle in contravention of class 1 notice

- (1) A person commits an offence if—
 - (a) the person is the driver of a class 1 vehicle; and
 - (b) the vehicle is subject to a condition in a class 1 notice; and
 - (c) the person drives the vehicle in contravention of the condition.

Maximum penalty: 20 penalty units.

- (2) A person commits an offence if—
 - (a) the person is the operator of a class 1 vehicle; and
 - (b) the vehicle is subject to a condition in a class 1 notice; and
 - (c) the vehicle is driven in contravention of the condition.

Maximum penalty: 20 penalty units.

- (3) An offence against this section is a strict liability offence.

17 Class 1 permits

(1) The road transport authority may, on application by a person, issue the person a permit (a ***class 1 permit***) exempting a stated class 1 vehicle—

(a) from a mass or dimension requirement mentioned in schedule 1 (Mass and loading requirements for heavy vehicles), other than a requirement about a GVM, GCM or manufacturer's limit; or

Note 1 Mass and dimension requirements about a GVM, GCM or manufacturer's limit are mentioned in sch 1, div 1.1.1 and s 1.8.

Note 2 This provision is subject to s (2).

(b) from a mass or dimension limit mentioned in—

(i) schedule 1; or

(ii) the *Road Transport (Vehicle Registration) Regulation 2000*; or

Note Dimension limits are mentioned in the *Road Transport (Vehicle Registration) Regulation 2000*, s 163 and sch 1.

(c) if the vehicle is a mobile crane—from the prohibition against towing in schedule 2, section 2.29 (Prohibition on towing other vehicles).

Note 1 For par (c), the permit is conditional (see s (5)).

Note 2 If a form is approved under the *Road Transport (General) Act 1999*, s 225 for this provision, the form must be used.

Note 3 A fee may be determined under the *Road Transport (General) Act 1999*, s 96 for this provision.

- (2) However, the road transport authority may also issue a class 1 permit exempting a combination consisting of 2 or more prime movers or hauling units from compliance with a GCM limit for an individual prime mover or hauling unit if the sum of the GCMs for all the individual prime movers or hauling units does not exceed the sum of the GCM limits.

Note A person or vehicle is exempt from a dimension limit or any other requirement of the *Road Transport (Vehicle Registration) Regulation 2000* if the person or vehicle is exempted from the limit or requirement under this regulation (see *Road Transport (Vehicle Registration) Regulation 2000*, s 163).

- (3) Also, the road transport authority may, on application by a person, issue the person a class 1 permit to operate a stated class 1 vehicle in a stated area, or on a stated route, not included in a class 1 notice.
- (4) A class 1 permit may be conditional.
- (5) A class 1 permit issued under subsection (1) (c) is subject to the following conditions:
- (a) the mobile crane must not tow anything other than a trailer;
 - (b) the mobile crane must not have more than 5 axles;
 - (c) the combined length of the mobile crane and trailer combination (the **crane combination**) must not be longer than 19m;
 - (d) a component of the mobile crane, including a tow coupling, must not exceed the manufacturer's limit;
 - (e) the swept path of the crane combination must not be wider than the swept path of the mobile crane without the trailer;
 - (f) the trailer in the crane combination must comply with the mass limits in schedule 1 (Mass and loading requirements for heavy vehicles), section 1.9 and section 1.15;

- (g) a load on the trailer must not include anything other than items associated with the operation of the mobile crane.

Note It is an offence to drive a vehicle or combination that is subject to a permit without carrying a copy of the permit (see s 67).

18 Class 1 permits—contents

- (1) A class 1 permit must state the following:
- (a) the name and address of the person to whom the permit is issued;
 - (b) the vehicle to which the permit applies, including the registration number (if any);
 - (c) for a combination—the registration number (if any) of the front prime mover to which the permit applies;
 - (d) the areas or routes to which the permit applies;
 - (e) the provisions of this regulation or the *Road Transport (Vehicle Registration) Regulation 2000* from which exemption is given;
 - (f) the conditions (if any) on the permit;

Note A class 1 permit may include a condition that 1 or more pilot vehicles or escort vehicles must accompany a class 1 vehicle while the vehicle is travelling.

- (g) when the permit ends.
- (2) Without limiting subsection (1) (d), a class 1 permit must include the conditions mentioned in schedule 2, part 2.7 (Warning lights) and part 2.8 (Warning signs) that apply to the vehicle to which the permit applies.
- (3) The permit may incorporate the conditions mentioned in subsection (2) by reference.

19 Offences—drive or operate vehicle in contravention of class 1 permit

- (1) A person commits an offence if—
- (a) the person is the driver of a class 1 vehicle; and
 - (b) the vehicle is subject to a condition in a class 1 permit; and
 - (c) the person drives the vehicle in contravention of the condition.

Maximum penalty: 20 penalty units.

- (2) A person commits an offence if—
- (a) the person is the operator of a class 1 vehicle; and
 - (b) the vehicle is subject to a condition in a class 1 permit; and
 - (c) the vehicle is driven in contravention of the condition.

Maximum penalty: 20 penalty units.

- (3) An offence against this section is a strict liability offence.

Division 2.3 Class 2 vehicles

20 Meaning of *class 2 vehicle*

- (1) In this regulation:

class 2 vehicle means a restricted access vehicle that—

- (a) complies with the mass and dimension limits in—
 - (i) schedule 1 (Mass and loading requirements for heavy vehicles); and
 - (ii) the *Road Transport (Vehicle Registration) Regulation 2000*; and

- (b) is one of the following:

- (i) a B-double;

- (ii) a road train;
- (iii) a controlled access bus not more than 14.5m long;
- (iv) a combination carrying vehicles on 2 or more decks that, together with its load, is—
 - (A) higher than 4.3m but not higher than 4.6m; or
 - (B) longer than 19m;
- (v) a vehicle or a combination that is—
 - (A) higher than 4.3m but not higher than 4.6m; and
 - (B) built to carry cattle, sheep, pigs or horses.

Note The axle load limits in sch 1 apply to class 2 vehicles.

- (2) In this section:

controlled access bus means a bus that is longer than 12.5m, other than a bus that is—

- (a) an articulated vehicle; or
- (b) an articulated bus.

21 Class 2 notices

- (1) The road transport authority may, by notice (a ***class 2 notice***), declare—
- (a) areas in which all class 2 vehicles, or a stated kind of class 2 vehicle, may operate; or
 - (b) routes on which all class 2 vehicles, or a stated kind of class 2 vehicle, may operate.

Note A route may be described using a map.

- (2) A class 2 notice may be conditional.

- (3) A class 2 notice is a notifiable instrument.

Note A notifiable instrument must be notified under the Legislation Act.

22 Class 2 notices—contents

- (1) A class 2 notice must state the following:
- (a) that the notice applies to—
 - (i) all class 2 vehicles; or
 - (ii) stated kinds of class 2 vehicles;
 - (b) the areas or routes to which the notice applies;
 - (c) the conditions (if any) on the notice.
- (2) A class 2 notice may include conditions about any of the following:
- (a) the areas or routes to which the notice applies;
 - (b) if a route includes a bridge, culvert or causeway (a *route crossing*)—
 - (i) which part or parts of the route crossing may be used; and
 - (ii) the speed limit for the route crossing; and
 - (iii) whether the route crossing must be free of other traffic before it is used;
 - (c) when class 2 vehicles, or a stated kind of class 2 vehicle, must not operate in the area or on the route;
 - (d) for a combination—axle spacings on the combination;
 - (e) for a road train—the total mass limit of the road train;
 - (f) the speed limit in the areas or on the routes.

23 Offences—drive or operate vehicle in contravention of class 2 notice

- (1) A person commits an offence if—
- (a) the person is the driver of a class 2 vehicle; and
 - (b) the vehicle is subject to a class 2 notice; and
 - (c) the person drives the vehicle in contravention of the notice.

Maximum penalty: 20 penalty units.

- (2) A person commits an offence if—
- (a) the person is the operator of a class 2 vehicle; and
 - (b) the vehicle is subject to a class 2 notice; and
 - (c) the vehicle is driven in contravention of the notice.

Maximum penalty: 20 penalty units.

- (3) An offence against this section is a strict liability offence.

24 Class 2 permits

- (1) The road transport authority may, on application by a person, issue the person a permit (a *class 2 permit*) to operate a stated class 2 vehicle in a stated area, or on a stated route, not included in a class 2 notice.

Note 1 If a form is approved under the *Road Transport (General) Act 1999*, s 225 for this provision, the form must be used.

Note 2 A fee may be determined under the *Road Transport (General) Act 1999*, s 96 for this provision.

- (2) A class 2 permit may be conditional.

Note It is an offence to drive a vehicle or combination that is subject to a permit without carrying a copy of the permit (see s 67).

25 Class 2 permits—contents

- (1) A class 2 permit must state the following:
 - (a) the name and address of the person to whom the permit is issued;
 - (b) the vehicle to which the permit applies, including the registration number (if any);
 - (c) for a combination—the registration number (if any) of the front prime mover to which the permit applies;
 - (d) the areas or routes to which the permit applies;
 - (e) the conditions (if any) on the permit;
 - (f) when the permit ends.
- (2) A class 2 permit may include conditions about any of the following:
 - (a) the areas or routes to which the permit applies;
 - (b) if a route includes a bridge, culvert or causeway (a *route crossing*)—
 - (i) which part or parts of the route crossing may be used; and
 - (ii) the speed limit for the route crossing; and
 - (iii) whether the route crossing must be free of other traffic before it is used;
 - (c) when the vehicle must not be used;
 - (d) for a combination—axle spacings on the combination;
 - (e) for a road train—the total mass limit of the road train;
 - (f) the speed limit in the areas or on the routes.

26 Offences—drive or operate vehicle in contravention of class 2 permit

- (1) A person commits an offence if—
- (a) the person is the driver of a class 2 vehicle; and
 - (b) the vehicle is subject to a class 2 permit; and
 - (c) the person drives the vehicle in contravention of the permit.

Maximum penalty: 20 penalty units.

- (2) A person commits an offence if—
- (a) the person is the operator of a class 2 vehicle; and
 - (b) the vehicle is subject to a class 2 permit; and
 - (c) the vehicle is driven in contravention of the permit.

Maximum penalty: 20 penalty units.

- (3) An offence against this section is a strict liability offence.

Division 2.4 Class 3 vehicles

27 Meaning of *class 3 vehicle*

In this regulation:

class 3 vehicle means a restricted access vehicle that is not—

- (a) a class 1 vehicle; or
- (b) a class 2 vehicle.

28 Class 3 notices

(1) The road transport authority may, by notice (a *class 3 notice*)—

(a) exempt a stated kind of class 3 vehicle from—

(i) a mass or dimension requirement mentioned in schedule 1 (Mass and loading requirements for heavy vehicles), other than a requirement about a GVM, GCM or manufacturer's limit; or

Note Mass and dimension requirements about a GVM, GCM or manufacturer's limit are mentioned in sch 1, div 1.1.1 and s 1.8.

(ii) a dimension limit mentioned in the *Road Transport (Vehicle Registration) Regulation 2000*; or

Note 1 Dimension limits are mentioned in the *Road Transport (Vehicle Registration) Regulation 2000*, s 163 and sch 1.

Note 2 A person or vehicle is exempt from a dimension limit or any other requirement of the *Road Transport (Vehicle Registration) Regulation 2000* if the person or vehicle is exempted from the limit or requirement under this regulation (see *Road Transport (Vehicle Registration) Regulation 2000*, s 163).

(b) declare—

(i) areas in which a stated kind of class 3 vehicle may operate; or

(ii) routes on which a stated kind of class 3 vehicle may operate.

(2) A class 3 notice may be conditional.

Note Section 33 sets out conditions to which some class 3 notices may be subject.

(3) A class 3 notice is a notifiable instrument.

Note A notifiable instrument must be notified under the Legislation Act.

29 Class 3 notices—contents

A class 3 notice must state the following:

- (a) the stated kind of class 3 vehicle to which the notice applies;
- (b) the areas or routes to which the notice applies;
- (c) the provisions of schedule 1 or the *Road Transport (Vehicle Registration) Regulation 2000* from which exemption is given;
- (d) the conditions (if any) on the notice.

Note Section 33 sets out conditions to which some class 3 notices may be subject.

30 Offences—drive or operate vehicle in contravention of class 3 notice

- (1) A person commits an offence if—
 - (a) the person is the driver of a class 3 vehicle; and
 - (b) the vehicle is subject to a condition in a class 3 notice; and
 - (c) the person drives the vehicle in contravention of the condition.

Maximum penalty: 20 penalty units.

- (2) A person commits an offence if—
 - (a) the person is the operator of a class 3 vehicle; and
 - (b) the vehicle is subject to a condition in a class 3 notice; and
 - (c) the vehicle is driven in contravention of the condition.

Maximum penalty: 20 penalty units.

- (3) An offence against this section is a strict liability offence.

31 Class 3 permits

(1) The road transport authority may, on application by a person, issue the person a permit (a ***class 3 permit***)—

(a) exempting a stated class 3 vehicle from—

(i) a mass or dimension requirement mentioned in schedule 1 (Mass and loading requirements for heavy vehicles), other than a requirement about a GVM, GCM or manufacturer's limit; or

Note Mass and dimension requirements about a GVM, GCM or manufacturer's limit are mentioned in sch 1, div 1.1.1 and s 1.8.

(ii) a dimension limit mentioned in the *Road Transport (Vehicle Registration) Regulation 2000*; or

Note Dimension limits are mentioned in the *Road Transport (Vehicle Registration) Regulation 2000*, s 163 and sch 1.

(b) to operate a stated class 3 vehicle in a stated area, or on a stated route, not included in a class 3 notice.

Note 1 If a form is approved under the *Road Transport (General) Act 1999*, s 225 for this provision, the form must be used.

Note 2 A fee may be determined under the *Road Transport (General) Act 1999*, s 96 for this provision.

(2) A class 3 permit may be conditional.

Note 1 Section 33 sets out conditions to which some class 3 permits may be subject.

Note 2 It is an offence to drive a vehicle or combination that is subject to a permit without carrying a copy of the permit (see s 67).

32 Class 3 permits—contents

A class 3 permit must state the following:

- (a) the name and address of the person to whom the permit is issued;
- (b) the vehicle to which the permit applies, including the registration number (if any);
- (c) for a combination—the registration number (if any) of the front prime mover to which the permit applies;
- (d) the areas or routes to which the permit applies;
- (e) the provisions of this regulation or the *Road Transport (Vehicle Registration) Regulation 2000* from which exemption is given;
- (f) the conditions (if any) on the permit;

Note Section 33 sets out conditions to which some class 3 permits may be subject.

- (g) when the permit ends.

33 Conditions on class 3 notices and class 3 permits

- (1) This section applies to a class 3 notice or a class 3 permit, unless—
 - (a) for a class 3 vehicle travelling under a class 3 notice or a class 3 permit—
 - (i) the travel under the notice or permit—
 - (A) is for the operation of a particular facility; or
 - (B) is mainly on roads which service the facility; and
 - (ii) either—
 - (A) the notice or permit is not likely to affect road transport to, from or within another State; or

- (B) the corresponding road transport authority of a State likely to be affected by the notice or permit has reached agreement on the conditions of the notice or permit under section 35 (1) (b); or
- (b) for a B-double or a road train travelling under a class 3 notice or a class 3 permit—
- (i) a trailer forming part of the B-double or road train is carrying 1 or more large indivisible items; and
 - (ii) the carriage of more than 1 large indivisible items does not cause the B-double or road train, together with its load, to exceed a dimension limit mentioned in schedule 1 or the *Road Transport (Vehicle Registration) Regulation 2000* that would not have been exceeded by the carriage of only 1 of the large indivisible items; and
 - (iii) the B-double or road train, together with its load, would comply with the mass and dimension limits in schedule 1 if the B-double or road train was not carrying the large indivisible items.
- (2) A condition on a class 3 notice or class 3 permit must provide for a vehicle or combination operating under the notice or permit to be configured and loaded so that—
- (a) the mass on each single axle and axle group does not exceed by more than 10% a limit mentioned in schedule 1 (Mass and loading requirements for heavy vehicles) for the single axle or axle group; and

Note Mass limits for single axles and axle groups are in sch 1, pt 1.1.

- (b) a dimension of the vehicle or combination does not exceed by more than 10% a dimension limit mentioned in schedule 1 (Mass and loading requirements for heavy vehicles) or the *Road Transport (Vehicle Registration) Regulation 2000*.

Note Dimension limits are in sch 1, pt 1.2 and the *Road Transport (Vehicle Registration) Regulation 2000*, sch 1.

- (3) However, if each individual vehicle that makes up a combination, together with its load (if any), complies with the mass and dimension limits mentioned in schedule 1 and the *Road Transport (Vehicle Registration) Regulation 2000*, a condition of a class 3 notice or class 3 permit may provide for a greater total length limit or greater total mass limit, or both, for the combination than the limit provided in the schedule or the regulation.
- (4) To remove any doubt, this section does not limit the conditions that the road transport authority may make for a class 3 notice or class 3 permit.

34 Offences—drive or operate vehicle in contravention of class 3 permit

- (1) A person commits an offence if—
- (a) the person is the driver of a class 3 vehicle; and
 - (b) the vehicle is subject to a condition in a class 3 permit; and
 - (c) the person drives the vehicle in contravention of the condition.

Maximum penalty: 20 penalty units.

- (2) A person commits an offence if—
- (a) the person is the operator of a class 3 vehicle; and
 - (b) the vehicle is subject to a condition in a class 3 permit; and

(c) the vehicle is driven in contravention of the condition.

Maximum penalty: 20 penalty units.

(3) An offence against this section is a strict liability offence.

35 Class 3 notices and class 3 permits affecting other States

(1) If a class 3 notice or class 3 permit is likely to affect road transport to, from or within another State, the road transport authority must—

(a) consult with the corresponding road transport authority of the other State; and

(b) issue the notice or issue the permit only on conditions agreed with the corresponding road transport authority.

(2) If a class 3 notice or class 3 permit is to remain in force for more than 6 months under a scheme, the road transport authority must give details of the scheme, in writing, to—

(a) the corresponding road transport authority of each State; and

(b) the National Transport Commission.

(3) The details of the notice or permit must be given not later than 28 days after the notice was issued or the permit was issued.

Division 2.5 Towing restrictions for certain combinations

36 Meaning of *certain combination*—div 2.5

In this division:

certain combination—

(a) means a heavy combination that, together with its load, is—

(i) an articulated vehicle towing another vehicle; or

- (ii) a vehicle other than an articulated vehicle towing 2 or more other vehicles; but
- (b) does not include a heavy combination that is a restricted access vehicle.

37 Meaning of exempt combination—div 2.5

In this division:

exempt combination means a certain combination that—

- (a) complies with the mass and dimension requirements in schedule 1 (Mass and loading requirements for heavy vehicles); and
- (b) is 1 of the following:
 - (i) a tractor-harvester-cutting head trailer combination;
 - (ii) a tractor with 2 or more implements attached, if the implements are normally used as one unit for agricultural operations;
 - (iii) a tractor and implement combination towing a fuel trailer or a laser tower;
 - (iv) an articulated low-loader consisting of a prime mover towing a converter dolly and a semitrailer;
 - (v) a B-double, or road train, that complies with the vehicle standards in the *Road Transport (Vehicle Registration) Regulation 2000*, schedule 1 (Vehicle standards).

38 Offences—use certain combinations

- (1) A person commits an offence if—
- (a) the person is the driver of a certain combination; and
 - (b) the person drives or stands the certain combination on a road or road related area.

Maximum penalty: 20 penalty units.

- (2) A person commits an offence if—
- (a) the person is the owner of a certain combination; and
 - (b) the certain combination is driven or stood on a road or road related area.

Maximum penalty: 20 penalty units.

- (3) Subsections (1) and (2) do not apply if the certain combination is—
- (a) an exempt combination; or
 - (b) being used in accordance with—
 - (i) an exempt combination notice; or
 - (ii) an exempt combination permit.
- (4) An offence against this section is a strict liability offence.

39 Exempt combination notices

- (1) The road transport authority may, by notice (an *exempt combination notice*), exempt certain combinations for section 38 (3) (b) (i).
- (2) An exempt combination notice may be conditional.
- (3) An exempt combination notice is a notifiable instrument.

Note A notifiable instrument must be notified under the Legislation Act.

40 Exempt combination notices—contents

An exempt combination notice must state the following:

- (a) the certain combinations to which the notice applies;
- (b) the conditions (if any) on the notice.

41 Exempt combination permits

- (1) The road transport authority may, on application by a person, issue the person a permit (an *exempt combination permit*) exempting a stated certain combination for section 38 (3) (b) (ii).

Note 1 If a form is approved under the *Road Transport (General) Act 1999*, s 225 for this provision, the form must be used.

Note 2 A fee may be determined under the *Road Transport (General) Act 1999*, s 96 for this provision.

- (2) An exempt combination permit may be conditional.

Note It is an offence to drive a vehicle or combination that is subject to a permit without carrying a copy of the permit (see s 67).

42 Exempt combination permits—contents

An exempt combination permit must state the following:

- (a) the name and address of the person to whom the permit is issued;
- (b) the certain combination to which the permit applies;
- (c) the registration number (if any) of the front prime mover of the combination;
- (d) the conditions (if any) on the permit;
- (e) when the permit ends.

Division 2.6 Higher mass limits for eligible vehicles

43 Meaning of *eligible vehicle*

In this regulation:

eligible vehicle means a heavy vehicle or heavy combination that, together with its load (if any), is any of the following:

- (a) a rigid truck fitted with a tandem axle group if—
 - (i) it is not towing another vehicle; or
 - (ii) it is towing a trailer that is fitted with a single axle group, tandem axle group or tri axle group towards the rear of the trailer, where both the truck and trailer are designed to carry vehicles on 2 or more overlapping decks;
- (b) a heavy combination if—
 - (i) the prime mover is fitted with a single axle group or tandem axle group; and
 - (ii) the semitrailer is fitted with a single axle group, tandem axle group or tri axle group;
- (c) a bus fitted with a single drive axle group or tandem axle group;
- (d) a truck or bus with a six-tyred tandem axle group at the rear;
- (e) a B-double if—
 - (i) the prime mover is fitted with a tandem drive axle group; and
 - (ii) the trailer is, or the trailers are, fitted with either a tandem axle group or tri axle group;

- (f) a road train not longer than 36.5m long if—
- (i) the prime mover is fitted with a tandem drive axle group; and
 - (ii) the semitrailer is fitted with either a tandem axle group or tri axle group; and
 - (iii) the converter dolly is fitted with a tandem axle group.

44 Meaning of *higher mass limit*

In this regulation:

higher mass limit, for an eligible vehicle, means a higher mass limit mentioned in schedule 1, section 1.3 for the eligible vehicle.

45 Meaning of *approved route*—div 2.6

In this division:

approved route means a route stated in a notice on which an eligible vehicle may operate at a higher mass limit.

46 When eligible vehicles may operate at higher mass limits

- (1) A person may only operate an eligible vehicle on a road at a higher mass limit if—
- (a) the vehicle has road-friendly suspension certified under the *Vehicle Standards Bulletin (VSB) 11: Certification of Road-Friendly Suspension Systems*, issued by the Commonwealth Department of Infrastructure, Transport, Regional Development and Local Government, as in force from time to time; and

Note The Legislation Act, s 47 (6) is disapplied for *Vehicle Standards Bulletin (VSB) 11: Certification of Road-Friendly Suspension Systems* (see s 69).

- (b) if the axle group on the vehicle is a tri axle group—
 - (i) the vehicle is accredited under a Mass Management Accreditation Scheme; and
 - (ii) the operator of the vehicle is an accredited operator under the scheme; and
 - (iii) a label, approved by a corresponding road transport authority, indicating that the vehicle is operating under the scheme is prominently displayed on the vehicle in a position approved under the scheme; and
- (c) the vehicle is operating on an approved route.

(2) In this section:

Mass Management Accreditation Scheme means a scheme for mass management approved by a corresponding road transport authority.

47 Higher mass limit notices for eligible vehicles

- (1) The road transport authority may, by notice—
 - (a) state routes on which eligible vehicles may operate at a higher mass limit; and
 - (b) make conditions that eligible vehicles must comply with when operating at a higher mass limit.
- (2) A notice is a notifiable instrument.

Note A notifiable instrument must be notified under the Legislation Act.

48 Higher mass limit permits for eligible vehicles

- (1) The road transport authority may, on application by a person, issue the person a permit to operate a stated eligible vehicle at a higher mass limit on a route other than an approved route.

Note 1 If a form is approved under the *Road Transport (General) Act 1999*, s 225 for this provision, the form must be used.

Note 2 A fee may be determined under the *Road Transport (General) Act 1999*, s 96 for this provision.

- (2) A permit may be conditional.

Note It is an offence to drive a vehicle or combination that is subject to a permit without carrying a copy of the permit (see s 67).

Division 2.7 Pilot vehicles and oversize vehicles

49 Requirements for pilot vehicle drivers

- (1) This section applies if a pilot vehicle is to accompany an oversize vehicle or combination under a notice or permit.
- (2) The operator of the oversize vehicle or combination must give the driver of the pilot vehicle a copy of each of the following that apply to the oversize vehicle or combination:
- (a) a class 1 notice;
 - (b) a class 1 permit;
 - (c) a class 2 notice;
 - (d) a class 2 permit;
 - (e) a class 3 notice;
 - (f) a class 3 permit;
 - (g) an exempt combination notice;
 - (h) an exempt combination permit.

- (3) The driver of the pilot vehicle must not accompany the oversize vehicle or combination unless the driver is satisfied that the oversize vehicle or combination complies with any applicable notice or permit.

50 Requirements for oversize vehicle operators

The operator of an oversize vehicle or combination may only allow a pilot vehicle or an escort vehicle to accompany the oversize vehicle or combination if the operator is satisfied that the pilot vehicle or escort vehicle complies with the requirements of schedule 2, part 2.6 (Pilot and escort vehicles).

51 Offences—oversize vehicle or combination fail to comply with requirements

- (1) A person commits an offence if—
 - (a) the person is the driver of a pilot vehicle; and
 - (b) the pilot vehicle is accompanying an oversize vehicle or combination; and
 - (c) the oversize vehicle or combination contravenes a condition of 1 of the following that applies to the oversize vehicle—
 - (i) a class 1 notice;
 - (ii) a class 1 permit;
 - (iii) a class 2 notice;
 - (iv) a class 2 permit;
 - (v) a class 3 notice;
 - (vi) a class 3 permit;
 - (vii) an exempt combination notice;

(viii) an exempt combination permit.

Maximum penalty: 20 penalty units.

- (2) A person commits an offence if—
- (a) the person is the operator of an oversize vehicle or combination; and
 - (b) a pilot vehicle is accompanying the oversize vehicle or combination; and
 - (c) the oversize vehicle or combination contravenes a condition of 1 of the following that applies to the oversize vehicle or combination—
 - (i) a class 1 notice;
 - (ii) a class 1 permit;
 - (iii) a class 2 notice;
 - (iv) a class 2 permit;
 - (v) a class 3 notice;
 - (vi) a class 3 permit;
 - (vii) an exempt combination notice;
 - (viii) an exempt combination permit.

Maximum penalty: 20 penalty units.

- (3) An offence against this section is a strict liability offence.

52 Offences—pilot vehicle or escort vehicle fail to comply with requirements

- (1) A person commits an offence if—
- (a) the person is the driver of a pilot vehicle or escort vehicle; and
 - (b) the pilot vehicle or escort vehicle is accompanying an oversize vehicle or combination; and
 - (c) the pilot vehicle or escort vehicle fails to comply with a requirement of schedule 2, part 2.6 (Pilot and escort vehicles).

Maximum penalty: 20 penalty units.

- (2) A person commits an offence if—
- (a) the person is the operator of an oversize vehicle or combination; and
 - (b) a pilot vehicle or escort vehicle is accompanying the oversize vehicle or combination; and
 - (c) the pilot vehicle or escort vehicle contravenes a requirement of schedule 2, part 2.6 (Pilot and escort vehicles).

Maximum penalty: 20 penalty units.

- (3) An offence against this section is a strict liability offence.

Part 3 Road trains

53 Meaning of *gross road train mass*—pt 3

In this part:

gross road train mass, of a road train, means the sum of the maximum loaded masses of the motor vehicle and each trailer of the road train.

54 Meaning of *gross road train mass rating*—pt 3

(1) In this part:

gross road train mass rating, for the hauling unit of a road train means—

- (a) for a road train with a gross road train mass of not more than 42.5t—the GCM of the hauling unit; or
- (b) in any other case—the lighter of the following:
 - (i) the GCM of the hauling unit;
 - (ii) the gross road train mass determined by the road transport authority;
 - (iii) the capacity of the tow coupling, or fifth wheel coupling of the hauling unit, worked out under the *Road Transport (Vehicle Registration) Regulation 2000*, schedule 1, part 1.13 (Mechanical connections between vehicles);
 - (iv) the maximum gross mass of the drawing vehicle mentioned in a 3rd edition ADR.

(2) A determination for subsection (1), definition of *gross road train mass rating*, paragraph (b) (ii), is a notifiable instrument.

Note A notifiable instrument must be notified under the Legislation Act.

- (3) In this section:

3rd edition ADR—see the *Road Transport (Vehicle Registration) Regulation 2000*, schedule 1, section 1.15.

Note The *Road Transport (Vehicle Registration) Regulation 2000*, sch 1, s 1.15, defines **3rd edition ADR** as a national standard incorporated in the document described as the *Australian Design Rules for Motor Vehicles and Trailers, Third Edition* published by the Federal Office of Road Safety of the then Commonwealth Department of Transport and Regional Development.

55 Offence—drive road train heavier than gross road train mass rating

- (1) A person commits an offence if—
- (a) the person is the driver of a road train; and
 - (b) the person drives the road train on a road or road related area; and
 - (c) the gross road train mass of the road train is heavier than the gross road train mass rating for the hauling unit of the road train.

Maximum penalty: 20 penalty units.

- (2) An offence against this section is a strict liability offence.

56 Length of road trains

- (1) A person must not drive a road train on a road or road related area if the road train is longer than—
- (a) 53.5m; or
 - (b) if a determination under subsection (2) applies to the road train—the determined length.

Note A penalty may be imposed if a road train breaches a dimension requirement (see Act, div 2.2.4).

- (2) For subsection (1), the road transport authority may determine a length less than 53.5m as the maximum length for a road train—
- (a) with stated configurations; or
 - (b) when in a stated area.
- (3) A determination is a notifiable instrument.

Note A notifiable instrument must be notified under the Legislation Act.

57 Offence—drive road train with trailer not tracking

- (1) A person commits an offence if—
- (a) the person is the driver of a road train; and
 - (b) the person drives the road train on a road or road related area; and
 - (c) a trailer of the road train—
 - (i) is tracking in the path of the hauling unit of the road train; and
 - (ii) veers wider than 100mm on either side of the path of the hauling unit when the road train is travelling in a straight line on a level, smooth surface.

Maximum penalty: 20 penalty units.

- (2) An offence against this section is a strict liability offence.

58 Offence—drive road train with tow couplings heavier than capacity

- (1) A person commits an offence if—
- (a) a road train is fitted with 1 or more of the following fittings:
 - (i) a tow coupling or towing eye;
 - (ii) a fifth wheel coupling and turntable;

- (iii) a fifth wheel kingpin; and
- (b) the total mass of the road train components behind the fitting is heavier than the capacity of the fitting worked out under the *Road Transport (Vehicle Registration) Regulation 2000*, schedule 1, part 1.13 (Mechanical connections between vehicles); and
- (c) the person drives the road train on a road or road related area.

Maximum penalty: 20 penalty units.

- (2) In this section:

towing eye means a part of a drawbar that forms a tow coupling when connected to a towing attachment.

turntable—see the *Road Transport (Vehicle Registration) Regulation 2000*, dictionary.

- (3) An offence against this section is a strict liability offence.

Part 4 **Mass, dimension, loading, etc for all vehicles**

Division 4.1 **Mass and loading requirements**

59 **Special mass and loading limits**

- (1) The road transport authority may determine a maximum axle load, maximum loaded mass or other load limit for a vehicle if—
 - (a) the provisions of this regulation do not apply to the vehicle; or
 - (b) the road transport authority considers it appropriate.
- (2) The road transport authority may—
 - (a) notify the owner of the vehicle, in writing, of the determination; or
 - (b) publish the determination in a daily newspaper.
- (3) A loading requirement imposed by a determination under this section is taken to be imposed by this section.

Note 1 Under the Act, s 509, a regulation may impose mass, dimension or loading requirements about the use of roads or road related areas by vehicles.

Note 2 A penalty may be imposed if a vehicle breaches a mass requirement (see Act, div 2.2.4).

- (4) A determination is a notifiable instrument.

Note A notifiable instrument must be notified under the Legislation Act.

60 **Lower limits for multiple mass requirements**

If 2 or more mass limits apply to a vehicle or combination, or part of a vehicle or combination, the lowest mass limit must be complied with.

61 Loading requirements

- (1) A load on a vehicle or a trailer must be—
- (a) placed in a way that does not make the vehicle unstable or unsafe; and
 - (b) secured so that it is unlikely to fall or be dislodged from the vehicle or trailer; and
 - (c) restrained using an appropriate method.

Note 1 Under the Act, s 509, a regulation may impose mass, dimension or loading requirements about the use of roads or road related areas by vehicles.

Note 2 A penalty may be imposed if a vehicle breaches a loading requirement (see Act, div 2.2.4).

- (2) A load is taken to have failed to comply with subsection (1) if the load is not—
- (a) placed in a way that meets the performance standards recommended in the Load Restraint Guide, as in force from time to time; or
 - (b) secured in a way that meets the performance standards recommended in the Load Restraint Guide, as in force from time to time; or
 - (c) restrained in a way that meets the performance standards recommended in the Load Restraint Guide, as in force from time to time.
- (3) Subsection (1) does not apply if—
- (a) the load, or part of the load, fell off the vehicle; and
 - (b) the prosecution relies on subsection (2); and

- (c) the defendant took reasonable steps to meet the performance standards in the Load Restraint Guide.

Note The defendant has an evidential burden in relation to the matters mentioned in s (3) (c) (see Criminal Code, s 58).

- (4) In this section:

Load Restraint Guide means the *Load Restraint Guide: Guidelines and performance standards for the safe carriage of loads on road vehicles, Second Edition*, published by the National Transport Commission in April 2004.

Note 1 The Load Restraint Guide is accessible at www.ntc.gov.au.

Note 2 The Legislation Act, s 47 (6) is disappplied for the Load Restraint Guide (see s 69).

Division 4.2 Checking and measuring procedures

62 Exercise of direction powers by authorised officers

- (1) This section applies to a police officer or authorised person exercising a power under the Act, division 3.1.2 (Directions to stop, move and leave heavy vehicles and heavy combinations).
- (2) If the police officer or authorised person has been authorised to exercise powers by the road transport authority, the officer or person must wear a badge or other distinguishing mark given to the officer or person by the road transport authority to indicate the authority of the officer or person.
- (3) Without limiting the Act, section 327 (How directions may be given), a police officer or authorised person exercising a power to direct a vehicle to stop under the Act, division 3.1.2, may, by displaying a notice or in any other way, direct the driver of a vehicle to stop at—
- (a) an on-road mobile vehicle inspection station (an ***inspection station***); or

- (b) a place on a road or road related area near the inspection station.
- (4) The notice must be displayed—
 - (a) at or near the inspection station; or
 - (b) on or near the road or road related area.
- (5) The notice may be—
 - (a) held by hand; or
 - (b) displayed (electronically or otherwise) on a vehicle; or
 - (c) otherwise displayed in a conspicuous way.
- (6) To remove any doubt, if the notice is an illuminated notice, it may be switched on by a police officer or authorised person, whether or not the officer or person is in the immediate vicinity of the sign at the time.
- (7) In this section:

on-road mobile vehicle inspection station includes an area on the side of the road indicated by 2 or more markers.

Examples—markers

- 1 traffic cones
- 2 witches hats

Note An example is part of the regulation, is not exhaustive and may extend, but does not limit, the meaning of the provision in which it appears (see Legislation Act, s 126 and s 132).

63 Calculating wheel loads with measuring instruments

To work out the wheel load of a wheel on a vehicle using a measuring instrument, the measuring instrument must be placed under the tyre of the wheel, so that all of the mass borne by the wheel is borne by the measuring instrument.

Note **Measuring instrument**—see the *National Measurement Act 1960* (Cwlth), s 3.

64 Calculating axle loads with measuring instruments

- (1) To work out the axle load of an axle of a vehicle using a measuring instrument, a measuring instrument must be placed under each tyre of the 2 wheels of the axle, so that all of the mass borne by the axle is borne by the 2 measuring instruments.
- (2) For subsection (1), the axle load of the axle is the sum of the masses on the 2 measuring instruments.

65 Calculating total mass

- (1) For this regulation, the total mass of a vehicle or combination may be worked out using either of the following methods:
 - (a) the sum of the axle loads of the single axles and the axle group loads of the axle groups of the vehicle or combination;
 - (b) weighing simultaneously on a measuring instrument—
 - (i) all the wheels of the vehicle or combination; and
 - (ii) the vehicle or combination, together with its load (if any).
- (2) For this section:

axle group load, for an axle group of a vehicle or combination, is the sum of the axle loads of the axles of the axle group.

66 Mass if mass heavier than instrument's verified mass

- (1) This section applies if—
- (a) a measuring instrument is of a type approved by the National Measurement Institute under the *National Measurement Act 1960* (Cwlth); and
 - (b) the measuring instrument is used to work out a wheel load, an axle load or a total mass under this regulation; and
 - (c) the measuring instrument shows a measured mass that is heavier than the mass for which the measuring instrument has been verified under the *National Measurement Act 1960* (Cwlth).

Note Measuring instruments are verified under the *National Measurement Act 1960* (Cwlth), div 4.3.

- (2) The mass shown on the measuring instrument is taken to be the mass for which the measuring instrument has been verified.

Part 5 Miscellaneous

67 Offence—fail to carry permit

- (1) A person commits an offence if—
- (a) the person is the driver of a vehicle or combination; and
 - (b) the vehicle or combination is subject to a permit issued under this regulation; and
 - (c) the person drives the vehicle or combination without carrying in the driving compartment a copy of the permit.

Maximum penalty: 20 penalty units.

- (2) This section does not apply if the permit states that the person is not required to carry a copy of the permit.

Note The person has an evidential burden in relation to the matters mentioned in s (2) (see Criminal Code, s 58).

- (3) An offence against this section is a strict liability offence.

Note Permits are issued under s 17 (Class 1 permits), s 24 (Class 2 permits), s 31 (Class 3 permits), s 41 (Exempt combination permits), and s 48 (Higher mass limit permits for eligible vehicles).

68 Exemptions in emergencies

- (1) This section applies if—
- (a) there is an emergency situation; and
 - (b) a vehicle or combination is being used, or is intended to be used, to—
 - (i) protect life or property; or
 - (ii) restore communication or an essential service; or
 - (iii) provide drought relief.

Examples—par (a)

- 1 fire
- 2 explosion
- 3 natural disaster

Note 1 **Essential service** means electricity, gas or water (see *Utilities Act 2000*, s 149A).

Note 2 An example is part of the regulation, is not exhaustive and may extend, but does not limit, the meaning of the provision in which it appears (see *Legislation Act*, s 126 and s 132).

- (2) The road transport authority may exempt any of the following from a requirement of this regulation:
 - (a) a stated vehicle or combination;
 - (b) the driver of a stated vehicle or combination;
 - (c) the owner of a stated vehicle or combination.
- (3) The road transport authority may only make an exemption under subsection (2) if the authority is satisfied that the exemption does not place other road users in unreasonable danger.
- (4) An exemption may be conditional.
- (5) The road transport authority must make a written record of the exemption and the conditions (if any).
- (6) The exemption and the conditions (if any) may be communicated orally to a driver or owner of a stated vehicle or combination.

69 Disapplication of Legislation Act, s 47 (6)

- (1) For this regulation, the *Legislation Act*, section 47 (6) does not apply to the following:
 - (a) ADR 13 (Installation of lighting and light signalling devices on other than L-group vehicles);
 - (b) ADR 44 (Specific purpose vehicle requirements);

- (c) ADR 59 (Standards for omnibus rollover strength);
- (d) ADR 68 (Occupant protection in buses);
- (e) AS 1744-1975 *Forms of letters and numerals for road signs*;
- (f) AS/NZS 1906.1:1993 *Retroreflective materials and devices for road control purposes—Retroreflective sheeting*;
- (g) the Load Restraint Guide;
- (h) the *Motor Vehicle Standards Act 1989 (Cwlth)*;
- (i) the *Vehicle Standards Bulletin (VSB) 11: Certification of Road-Friendly Suspension Systems*.

Note 1 The text of applied, adopted or incorporated legislation, if applied as in force from time to time, is taken to be a notifiable instrument if the operation of the Legislation Act, s 47 (6) is not disapplied (see s 47 (7)).

Note 2 A notifiable instrument must be notified under the Legislation Act.

Note 3 The Act, s 511 displaces the Legislation Act, s 47 (3).

(2) In this section:

Load Restraint Guide—see section 61 (4).

Schedule 1 **Mass and loading requirements for heavy vehicles**

(see s 10)

Part 1.1 **Mass limits**

Division 1.1.1 **Mass limits for vehicles and combinations**

1.1 **Mass limits for vehicles**

- (1) This section applies to a vehicle other than a vehicle to which section 1.3 applies.
- (2) The total mass of a vehicle, together with its load (if any), must not be more than the vehicle's GVM.

1.2 **Mass limits for combinations**

- (1) This section applies to a vehicle other than a vehicle to which section 1.3 applies.
- (2) The total mass of a combination, other than a road train or B-double, together with its load (if any), must not be more than 42.5t.
- (3) The loaded mass of a dog trailer or pig trailer must not be more than the loaded mass of the towing vehicle.
- (4) The total mass of a combination, together with its load (if any), must not be more than the GCM of the towing vehicle.

- (5) If a manufacturer of a motor vehicle forming part of a road train or B-double has not determined the GCM of the vehicle, the total mass of the combination, together with its load (if any), must not be more than the mass worked out as follows:

$$\text{Mass (kg)} = \frac{K \times M \times R \times T}{16}$$

- (6) In subsection (5):

K means—

- (a) if a single drive axle is fitted to the motor vehicle—0.055; or
- (b) if a single drive tandem axle group is fitted to the motor vehicle—0.053; or
- (c) if a dual drive tandem axle group is fitted to the motor vehicle—0.051.

M means the number of tyre revolutions per kilometre as stated by the tyre manufacturer for a tyre fitted to the driving axle.

R means the overall gear reduction between engine and drive wheels.

T means the maximum engine net torque in newton metres.

1.3 Higher mass limits for eligible vehicles

- (1) This section applies to an eligible vehicle if the vehicle may operate at a higher mass limit under section 46.

Note **Eligible vehicle**—see s 43.

- (2) For an eligible vehicle, the mass on a single axle or axle group of a kind mentioned in table 1.3, column 2 must not be more than the mass limit mentioned in column 3 for the kind of single axle or axle group.

- (3) The total mass of an eligible vehicle must not be more than the least of—
- (a) the sum of—
 - (i) the single axle and single axle group, the twinsteer axle group and the quad axle group mass limits mentioned in table 1.9, column 3 that apply to the vehicle; and
 - (ii) the single axle or axle group mass limits in table 1.3 that apply to the vehicle; or
 - (b) for a bus or rigid truck—the bus’s or truck’s GVM; or
 - (c) for a prime mover—the prime mover’s GCM; or
 - (d) for a prime mover and a semitrailer—the sum of the prime mover’s GVM and the semitrailer’s GVM; or
 - (e) for a rigid truck fitted with a tandem axle group—
 - (i) if the truck is not towing another vehicle—28t; or
 - (ii) if the truck is towing a trailer that is fitted with a single, tandem or tri axle group towards the rear of the trailer, where both the truck and trailer are designed to carry vehicles on 2 or more overlapping decks—50.5t; or
 - (f) for a combination—45.5t; or
 - (g) for a B-double—68.0t; or

(h) for a road train—85.0t.

Table 1.3 Higher mass limits for eligible vehicles

column 1 item	column 2 single axle or axle group	column 3 mass limit (t)
1	single axle with dual tyres (buses only)	10.0
2	tandem axle group fitted with single tyres on 1 axle and dual tyres on other axle	14.0
3	tandem axle group fitted with dual tyres	17.0
4	tri axle group fitted with dual tyres	22.5

Division 1.1.2 Mass limits for tyres, wheels and axles

1.4 Exclusion of certain eligible vehicles—div 1.1.2

This division applies to a vehicle other than a vehicle to which section 1.3 applies.

1.5 Meaning of *complying bus*—div 1.1.2

(1) In this division:

complying bus means a bus—

(a) that—

- (i) is fitted with a compliance plate under the *Motor Vehicle Standards Act 1989* (Cwlth), as in force from time to time; and
- (ii) was manufactured on or after 1 July 1994; and
- (iii) is equipped with an approved air suspension system; and

(iv) complies with the following specifications:

- (A) the emergency exit specifications in ADR 44 (Specific purpose vehicle requirements), as in force from time to time;
- (B) the rollover strength specifications in ADR 59 (Standards for omnibus rollover strength), as in force from time to time;
- (C) the occupation protection specifications in ADR 68 (Occupant protection in buses), as in force from time to time; or

(b) that is declared to be a complying bus under section 1.7 or a corresponding law of another State.

Note The Legislation Act, s 47 (6) is disappplied for the *Motor Vehicle Standards Act 1989* (Cwlth) and ADRs 44, 59 and 68 (see s 69).

(2) In this section:

approved air suspension system, for a vehicle, means a suspension system in which—

- (a) vertical movement between each axle and the body of the vehicle is controlled by variations in the pressure of air in an airspring; and
- (b) the proportion of the vehicle's mass that is borne by the airspring remains largely constant despite variations in the pressure of air in the airspring.

1.6 Meaning of *ultra-low floor bus*—div 1.1.2

In this division:

ultra-low floor bus means a bus, including an articulated bus, that—

- (a) has a stairless entry; and
- (b) is designed to be accessible by a wheelchair; and
- (c) is licensed to carry standing passengers.

1.7 Declaring buses to be complying buses

- (1) This section applies to a bus with 2 or 3 axles and a single steer axle—
 - (a) that is not fitted with a compliance plate under the *Motor Vehicle Standards Act 1989* (Cwlth), as in force from time to time; or
 - (b) that—
 - (i) is fitted with a compliance plate under the *Motor Vehicle Standards Act 1989* (Cwlth), as in force from time to time; and
 - (ii) was manufactured before 1 July 1994.

Note The Legislation Act, s 47 (6) is disappplied for the *Motor Vehicle Standards Act 1989* (Cwlth) (see s 69).

- (2) The road transport authority may declare a bus to be a complying bus if satisfied that the bus—
 - (a) is equipped with an approved air suspension system; and
 - (b) complies with the following specifications:
 - (i) the emergency exit specifications in ADR 44 (Specific purpose vehicle requirements), as in force from time to time;

- (ii) the rollover strength specifications in ADR 59 (Standards for omnibus rollover strength), as in force from time to time;
- (iii) the occupation protection specifications in ADR 68 (Occupant protection in buses), as in force from time to time.

Note The Legislation Act, s 47 (6) is disapplied for ADRs 44, 59 and 68 (see s 69).

- (3) The road transport authority must notify the owner of the bus, in writing, of the declaration.

1.8 Mass limits for tyres, wheels and axles—manufacturer’s limits

- (1) The mass limit of a wheel load or axle load must not be more than the mass limit determined for the wheel load or axle load by the manufacturer.
- (2) The mass on a tyre must not be more than the heaviest load capacity determined for the tyre by the manufacturer at a cold inflation pressure that is not more than—
 - (a) for a radial ply tyre—825kPa; or
 - (b) for any other tyre—700kPa.

1.9 Mass limits for axles

- (1) The mass on a single axle or axle group of a kind mentioned in table 1.9, column 2 must not be more than the mass limit mentioned in column 3 for the kind of single axle or axle group.
- (2) This section is subject to section 1.10 and section 1.11.

Table 1.9 Mass limits for single axles and axle groups

column 1 item	column 2 description of single axle or axle group	column 3 mass limit (t)
single axles and single axle groups		
1	single steerable axle on complying bus	6.5
2	single steerable axle on motor vehicle other than complying bus	6.0
3	single axle or single axle group fitted with single tyres with tyre width less than 375mm	6.0
4	single axle or single axle group fitted with single tyres with tyre width of at least 375mm but less than 450mm	6.7
5	single axle or single axle group fitted with tyres with tyre width of at least 450mm	7.0
6	single axle or single axle group fitted with dual tyres on pig trailer	8.5
7	single axle or single axle group fitted with dual tyres on complying bus or bus licensed to carry standing passengers	10.0
8	single axle or single axle group fitted with dual tyres on ultra-low floor bus with no axle groups and only 2 single axles	11.0
9	single axle or single axle group fitted with dual tyres on ultra-low floor bus that is articulated bus with no axle groups and only 3 single axles <i>Note</i> This item is subject to s 1.10.	11.0
10	single axle or single axle group fitted with dual tyres on any other vehicle	9.0
twinsteer axle groups		
11	twinsteer axle group without load-sharing suspension system	10.0
12	twinsteer axle group with load-sharing suspension system	11.0
tandem axle groups		
13	tandem axle group fitted with single tyres with tyre width less than 375mm	11.0

column 1 item	column 2 description of single axle or axle group	column 3 mass limit (t)
14	tandem axle group fitted with single tyres with tyre width of at least 375mm but less than 450mm	13.3
15	tandem axle group fitted with single tyres with tyre width of at least 450mm	14.0
16	tandem axle group fitted with single tyres on 1 axle and dual tyres on other axle on complying bus	14.0
17	tandem axle group fitted with single tyres on 1 axle and dual tyres on other axle on vehicle other than complying bus	13.0
18	tandem axle group fitted with dual tyres on pig trailer	15.0
19	tandem axle group fitted with dual tyres on vehicle other than pig trailer	16.5
tri axle groups		
20	tri axle group on vehicle fitted with single tyres with tyre width of less than 375mm on all axles, or single tyres on 1 or 2 axles and dual tyres on other axle or axles	15.0
21	tri axle group on pig trailer with either single tyres with tyre width of at least 375mm, dual tyres on all axles, or combination of those tyres	18.0
22	tri axle group, on a vehicle other than pig trailer, with either single tyres with tyre width of at least 375mm, dual tyres, or combination of those tyres	20.0
quad axle groups		
23	quad axle group fitted with single tyres with tyre width less than 375mm	15.0
24	quad axle group fitted with single tyres with tyre width of at least 375mm or dual tyres	20.0

1.10 Mass limit for articulated ultra-low floor buses

The mass limit in table 1.9, item 9, column 3 applies only to 1 single axle fitted with dual tyres per bus.

1.11 Mass limits for retractable axles

- (1) For an axle group that includes a retractable axle, the mass limit in table 1.9, column 3 for the axle group must be applied to the axle group as if the retractable axle did not exist.
- (2) However, a retractable axle is taken to exist as part of an axle group if—
 - (a) the mass on the axle group is more than—
 - (i) for a tandem axle group—6t; or
 - (ii) for a tri axle group—11t; and
 - (b) the tyres on the retractable axle are in contact with the ground; and
 - (c) a load-sharing suspension system is operating on each axle, including the retractable axle, and each tyre in the group.

1.12 Total mass on axles

- (1) The total mass on the axles of a vehicle or combination mentioned in table 1.12, column 2 must not be more than the mass limit mentioned in column 3 for the vehicle or combination.
- (2) For a vehicle or combination not mentioned in table 1.12, column 2, the total mass on the axles of the vehicle or combination must not be more than the sum of the mass limits mentioned in table 1.9, column 3 for each of the single axles and axle groups.
- (3) In this section:

total mass on the axles of a vehicle or combination means the sum of the mass on each of the single axles and axle groups on the vehicle or combination.

Table 1.12 Total mass on axles

column 1 item	column 2 vehicle or combination	column 3 mass limit (t)
1	complying bus with 2 axles	16.0
2	complying bus with rear tandem axle group fitted with single tyres on 1 axle and dual tyres on other axle	20.0
3	complying bus with rear tandem axle group fitted with dual tyres on both axles	22.5
4	ultra-low floor bus with no axle groups and only 2 single axles	16.0
5	articulated ultra-low floor bus with no axle groups and only 3 single axles	26.0

Division 1.1.3 Mass limits for axle spacing

1.13 Exclusion of certain eligible vehicles—div 1.1.3

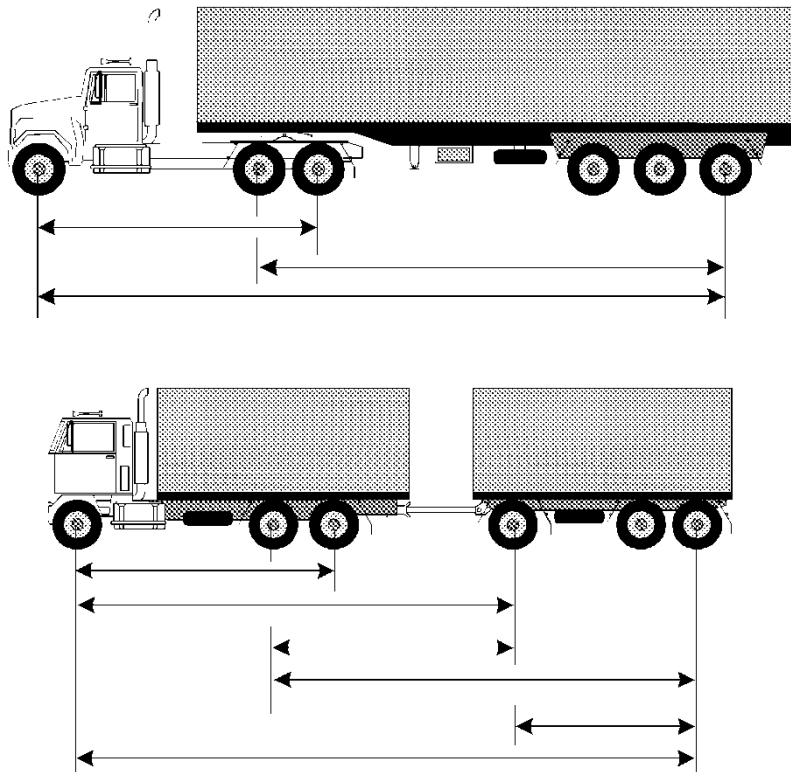
This division applies to a vehicle or combination other than a vehicle or combination to which section 1.3 applies.

1.14 Meaning of *axle spacing*—div 1.1.3

In this division:

axle spacing, for a vehicle or combination, means the following distances between axles on the vehicle or combination:

- (a) the distance from the centre-line of a single axle to the centre-line of another single axle;
- (b) the distance from the centre-line of a single axle to the centre-line of the furthest axle in an axle group;
- (c) the longest distance between the centre-lines of axles in any 2 axle groups.



Axle spacing distances

1.15 Mass limits for axle spacing—vehicles up to 42.5t

- (1) This section applies if the total mass of a vehicle or combination, together with its load (if any), must not exceed 42.5t under a territory law.
- (2) The mass across an axle spacing for a vehicle or combination mentioned in table 1.15, column 2 must not be more than the mass limit mentioned in column 3 for the axle spacing.

Note **Axle spacing**—see s 1.14.

(3) In this section:

mass across an axle spacing means the sum of the mass on each axle for the axle spacing, including the axles between which the axle spacing is measured.

Table 1.15 Mass limits for axle spacing

column 1 item	column 2 axle spacing (m)	column 3 Mass limit (t)
1	$0 \leq \text{axle spacing} < 3.7$	23.0
2	$3.7 \leq \text{axle spacing} < 3.8$	23.5
3	$3.8 \leq \text{axle spacing} < 4.0$	24.0
4	$4.0 \leq \text{axle spacing} < 4.2$	24.5
5	$4.2 \leq \text{axle spacing} < 4.3$	25.0
6	$4.3 \leq \text{axle spacing} < 4.5$	25.5
7	$4.5 \leq \text{axle spacing} < 4.7$	26.0
8	$4.7 \leq \text{axle spacing} < 4.8$	26.5
9	$4.8 \leq \text{axle spacing} < 5.0$	27.0
10	$5.0 \leq \text{axle spacing} < 5.2$	27.5
11	$5.2 \leq \text{axle spacing} < 5.3$	28.0
12	$5.3 \leq \text{axle spacing} < 5.5$	28.5
13	$5.5 \leq \text{axle spacing} < 5.7$	29.0
14	$5.7 \leq \text{axle spacing} < 5.8$	29.5
15	$5.8 \leq \text{axle spacing} < 6.0$	30.0
16	$6.0 \leq \text{axle spacing} < 6.2$	30.5
17	$6.2 \leq \text{axle spacing} < 6.3$	31.0
18	$6.3 \leq \text{axle spacing} < 6.5$	31.5
19	$6.5 \leq \text{axle spacing} < 6.7$	32.0
20	$6.7 \leq \text{axle spacing} < 6.8$	32.5

column 1 item	column 2 axle spacing (m)	column 3 Mass limit (t)
21	$6.8 \leq \text{axle spacing} < 7.0$	33.0
22	$7.0 \leq \text{axle spacing} < 7.2$	33.5
23	$7.2 \leq \text{axle spacing} < 7.3$	34.0
24	$7.3 \leq \text{axle spacing} < 7.5$	34.5
25	$7.5 \leq \text{axle spacing} < 7.7$	35.0
26	$7.7 \leq \text{axle spacing} < 7.8$	35.5
27	$7.8 \leq \text{axle spacing} < 8.0$	36.0
28	$8.0 \leq \text{axle spacing} < 8.2$	36.5
29	$8.2 \leq \text{axle spacing} < 8.3$	37.0
30	$8.3 \leq \text{axle spacing} < 8.5$	37.5
31	$8.5 \leq \text{axle spacing} < 8.7$	38.0
32	$8.7 \leq \text{axle spacing} < 8.8$	38.5
33	$8.8 \leq \text{axle spacing} < 9.0$	39.0
34	$9.0 \leq \text{axle spacing} < 9.2$	39.5
35	$9.2 \leq \text{axle spacing} < 9.3$	40.0
36	$9.3 \leq \text{axle spacing} < 9.5$	40.5
37	$9.5 \leq \text{axle spacing} < 9.7$	41.0
38	$9.7 \leq \text{axle spacing} < 9.8$	41.5
39	$9.8 \leq \text{axle spacing} < 10.0$	42.0
40	$\text{axle spacing} \geq 10.0$	42.5

1.16 Mass limits for axle spacing—B-doubles

(1) If the total mass of a B-double may lawfully exceed 42.5t under a territory law, the mass limit on the B-double must not be more than—

(a) if the axle spacing between the extreme axles is less than 21m—the mass worked out as follows:

$$\text{Mass (t)} = (1.5 \times \text{axle spacing (m)}) + 29.5; \text{ or}$$

(b) if the axle spacing between the extreme axles is 21m or more—62.5t.

Note **Axle spacing**—see s 1.14.

(2) For a B-double, the sum of the axle loads in any 2 or more adjacent axle groups, or of any single axle and the axles in 1 or more adjacent axle groups, must not be more than the mass limit worked out as follows:

(a) if the axle spacing between the axle groups is 11.33m or less—

$$\text{Mass limit (t)} = (3 \times \text{axle spacing (m)}) + 12.5; \text{ or}$$

(b) if the axle spacing between the axle groups is more than 11.33m—

$$\text{Mass limit (t)} = (1.5 \times \text{axle spacing (m)}) + 29.5$$

(3) For this section, the mass limits apply to the sum of the masses on each single axle or axle group of a B-double, or any vehicle forming part of the B-double, for the corresponding axle spacings, including the axles between which the axle spacing is measured.

(4) In this section:

extreme axles means—

(a) the axle closest to the front of the vehicle or combination; and

(b) the axle closest to the rear of the vehicle or combination.

1.17 Mass limits for axle spacing—road trains

- (1) For this section, the road transport authority may determine a mass limit for a road train.
- (2) For a road train, the sum of the axle loads of the axles in any 2 adjacent axle groups, or of any single axle and the axles in an adjacent axle group, must not be more than—

- (a) the mass worked out as follows:

$$\text{Mass (t)} = (3 \times \text{axle spacing (m)}) + 12.5; \text{ or}$$

Note **Axle spacing**—see s 1.14.

- (b) if the road transport authority has determined a mass limit under subsection (1)—the determined mass limit.
 - (3) For subsection (2), the mass limit applies to the sum of the masses on each single axle or axle group for the corresponding axle spacings, including the axles between which the axle spacing is measured.
 - (4) A determination is a notifiable instrument.

Note A notifiable instrument must be notified under the Legislation Act.

1.18 Axle spacing rules

- (1) A B-double with 2 tri axle groups must comply with the formulas—

$$x - y \leq 1$$

$$y - x \leq 1.3$$

- (2) For a B-double, the distance between the axles closest to each other in any adjacent multi-axle groups must not be more than 1m longer than the distance between the axles closest to each other in any other adjacent multi-axle groups.

- (3) If the distance between any 2 axles on a vehicle that are not part of the same axle group is less than 2.5m, the total mass of the vehicle, together with its load (if any), must not be more than 15t.
- (4) For a vehicle that is being towed, if the distance between the rearmost axle of the preceding vehicle and the front axle of the towed vehicle is less than 2.5m, the total mass of the vehicle being towed, together with its load (if any), must not be more than 15t.
- (5) In this section:

2nd axle group means the next rearmost axle group after the steerable axle group.

3rd axle group means the next rearmost axle group after the 2nd axle group.

4th axle group means the next rearmost axle group after the 3rd axle group.

x means the distance in metres between the centre-lines of the closest axles of the 2nd axle group and the 3rd axle group.

y means the distance in metres between the centre-lines of the closest axles of the 3rd axle group and the 4th axle group.

Part 1.2 **Size and projection of loads**

1.19 **Size limits**

- (1) A vehicle or combination, together with its load (if any), must not exceed a size limit set for the vehicle or combination in the *Road Transport (Vehicle Registration) Regulation 2000*.

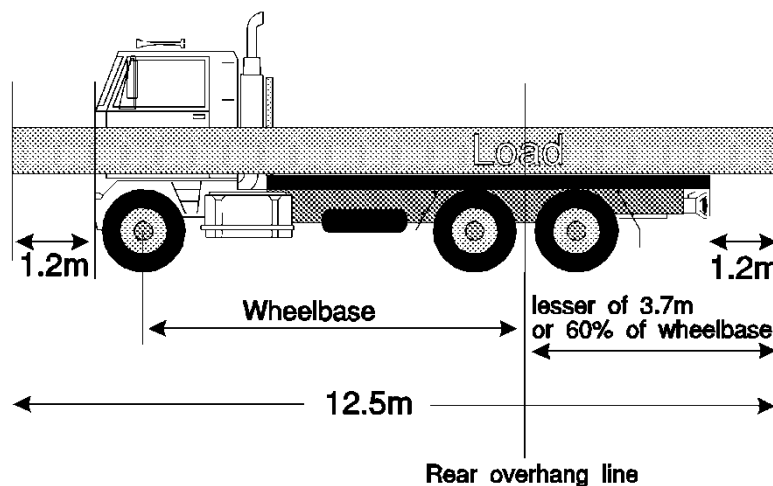
Note Size limits for vehicles and combinations are mentioned in the *Road Transport (Vehicle Registration) Regulation 2000*, sch 1, div 1.7.2.

- (2) Subsection (1) does not apply to the height of a vehicle or combination that is carrying vehicles on 2 or more decks.

- (3) The distance measured at right angles between the rear overhang line of a vehicle and the rear of any load the vehicle is carrying must not be more than the rear overhang the vehicle is allowed under the *Road Transport (Vehicle Registration) Regulation 2000*.

Note Rear overhang requirements are mentioned in the *Road Transport (Vehicle Registration) Regulation 2000*, sch 1, s 1.76.

- (4) Subsection (3) does not apply to a vehicle that is carrying vehicles on 2 or more decks.

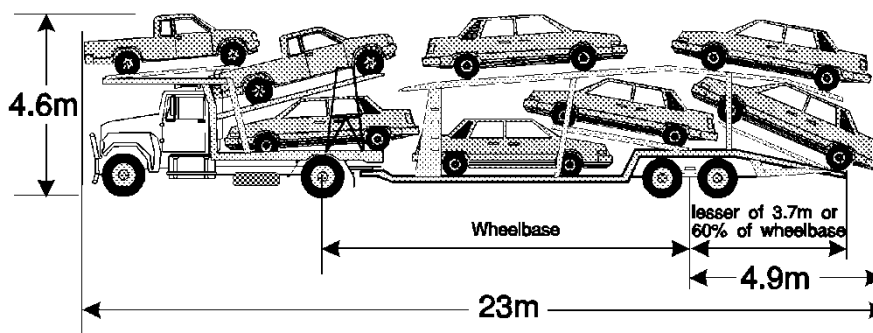


Rear overhang limit (s 1.19 (3)), front projection limit (s 1.21) and rear projection limit (s 1.22) of a load allowed without a warning signal

1.20 Size limits—vehicles carrying vehicles on 2 or more decks

- (1) The height of a vehicle that is carrying vehicles on 2 or more decks, together with its load, must not be more than 4.6m.

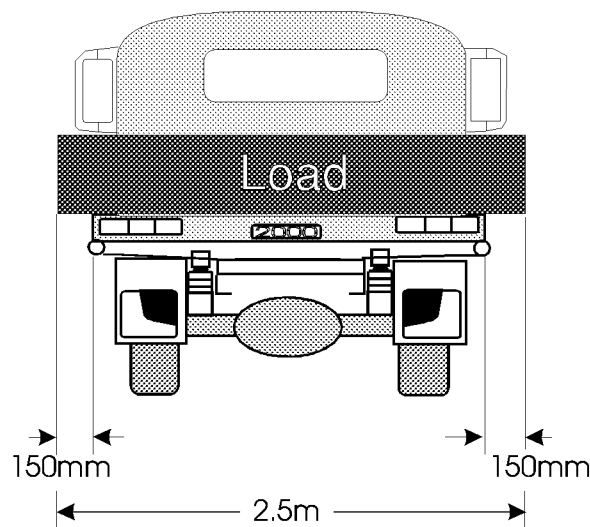
- (2) The distance measured at right angles between the rear overhang line of a trailer carrying vehicles on 2 or more decks and the rear of the rearmost vehicle on the trailer must not be more than 4.9m.



Maximum allowable dimensions of a loaded car carrier

1.21 Front and side projections

- (1) A load on a vehicle must not project more than—
- (a) 1.2m in front of the vehicle; or
 - (b) 150mm from the outermost part of either side of the vehicle.
- (2) To remove any doubt, the dimensions of a vehicle and its load must comply with the size limits in section 1.19, even if the load projects from the vehicle in any direction.



Vehicle loaded to width limits (s 1.19 (1)), with maximum side projection of load (s 1.21)

1.22 Rear projections

- (1) A vehicle carrying a load must display a warning signal on the rear of the load if the load—
 - (a) projects more than 1.2m behind the vehicle; or
 - (b) projects behind the vehicle so that the end of the load cannot be easily seen from behind the vehicle; or
 - (c) is on a pole-type trailer.
- (2) A warning signal for subsection (1) must—
 - (a) in daylight—be a brightly coloured flag or piece of material, with each side at least 300mm long; or
 - (b) at night—be a red light that can be seen from 200m away.

(3) In this section:

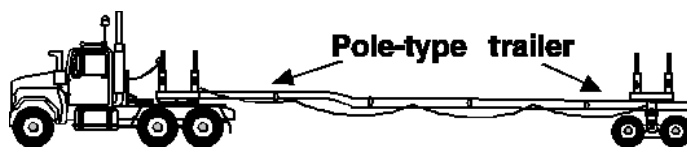
pole-type trailer means a trailer that is—

- (a) attached to a towing vehicle by a pole or an attachment fitted to a pole; and
- (b) ordinarily used for transporting loads that are generally capable of supporting themselves like beams between supports.

Examples—loads that are generally capable of supporting themselves

- 1 logs
- 2 pipes
- 3 structural members

Note An example is part of the regulation, is not exhaustive and may extend, but does not limit, the meaning of the provision in which it appears (see Legislation Act, s 126 and s 132).



Pole-type trailer

1.23 Dangerous projections

- (1) A load on a vehicle must not project from the vehicle in a way that is dangerous to a person or property.
- (2) To remove any doubt, this section applies to a load on a vehicle even if the load and vehicle comply with all dimension and warning requirements under this regulation.

Part 1.3 Couplings

1.24 Trailers

- (1) A trailer in a combination must be securely coupled to the vehicle in front of it in the combination.
- (2) The components of a coupling used between vehicles in a combination must be—
 - (a) compatible; and
 - (b) properly connected to each other.

Schedule 2 Oversize and overmass vehicles

(see s 13)

Part 2.1 Preliminary

2.1 Definitions—sch 2

In this schedule:

axle—

- (a) includes a retractable axle when in a lowered position; but
- (b) does not include a retractable axle when in a raised position.

distance, between 2 parallel lines, means the distance measured at right angles between the lines.

overmass vehicle or combination means a vehicle or combination that is overmass, or overmass and oversize.

oversize or overmass vehicle or combination means a vehicle or combination that is oversize or overmass or both.

oversize vehicle or combination means a vehicle or combination that is oversize, or oversize and overmass.

2.2 Compliance with mass limits where 2 or more limits apply

If 2 or more mass limits under the following sections apply to a single axle or axle group, the single axle or axle group must comply with the lowest applicable limit:

- (a) section 2.3 (Mass limits for tyre width—single axles);
- (b) section 2.4 (Mass limits for tyre width—multiple axles);

- (c) section 2.18 (Mass limits for axles and axle groups—load-carrying vehicles towing vehicles);
- (d) section 2.23 (Mass limits for axles and axle groups—special purpose vehicles);
- (e) section 2.30 (Mass limits—agricultural vehicles and combinations).

Part 2.2 All vehicles travelling under class 1 notices

2.3 Mass limits for tyre width—single axles

- (1) This section applies to a single axle fitted with 2 or 4 tyres.
- (2) The mass on the axle for the tyre width for the narrowest tyre on the axle mentioned in table 2.3, column 2, must not be more than the mass limit mentioned in—
 - (a) if the axle has 2 tyres—column 3; or
 - (b) if the axle has 4 tyres—column 4.

Note A lower mass limit may apply (see s 2.2).

Table 2.3 Mass limits for tyre width—single axles

column 1 item	column 2 tyre width of narrowest tyre on axle (mm)	column 3 mass limit if axle has 2 tyres (t)	column 4 mass limit if axle has 4 tyres (t)
1	$190 \leq \text{tyre width} < 228$	4.5	9.0
2	$228 \leq \text{tyre width} < 254$	5.0	9.5
3	$254 \leq \text{tyre width} < 279$	6.0	10.0
4	$279 \leq \text{tyre width} < 305$	6.5	11.0
5	$305 \leq \text{tyre width} < 330$	7.0	12.0
6	$330 \leq \text{tyre width} < 356$	7.5	13.0
7	$356 \leq \text{tyre width} < 381$	8.0	14.0
8	$381 \leq \text{tyre width} < 406$	9.0	14.0
9	$406 \leq \text{tyre width} < 458$	10.0	14.0
10	$458 \leq \text{tyre width} < 508$	11.0	14.0
11	$\text{tyre width} \geq 508$	12.0	14.0

2.4 Mass limits for tyre width—multiple axles

- (1) This section applies to an axle group fitted with 4 or 6 tyres.
- (2) The mass on the axle group for a tyre width for the narrowest tyre in the axle group mentioned in table 2.4, column 2, must not be more than the mass limit mentioned in—
 - (a) if the axle has 4 tyres—column 3; or
 - (b) if the axle has 6 tyres—column 4.

Note A lower mass limit may apply (see s 2.2).

Table 2.4 Mass limits for tyre width—multiple axles

column 1 item	column 2 tyre width of narrowest tyre in group (mm)	column 3 mass limit for tandem axle group with 4 tyres (t)	column 4 mass limit for tri axle group with 6 tyres (t)
1	$381 \leq \text{tyre width} < 406$	16.5	22.0
2	$406 \leq \text{tyre width} < 431$	17.0	23.0
3	$431 \leq \text{tyre width} < 458$	17.5	24.0
4	$458 \leq \text{tyre width} < 482$	18.0	25.0
5	$482 \leq \text{tyre width} < 508$	18.5	26.0
6	$\text{tyre width} \geq 508$	19.0	27.0

2.5 Dimension limits

- (1) The dimensions of a vehicle or combination mentioned in table 2.5, column 2, together with its load (if any), must not be more than the greatest of the dimension limits for the vehicle or combination mentioned in the following:
 - (a) column 4;
 - (b) the *Road Transport (Vehicle Registration) Regulation 2000*;

Section 2.5

(c) schedule 1 (Mass and loading requirements for heavy vehicles).

Note 1 The combined dimensions of a vehicle together with its load (if any) must comply with the dimension limits in table 2.5 even if the load projects from the vehicle in any direction.

Note 2 For dimension limits for agricultural vehicles and combinations, see s 2.31.

(2) However, a flag, light or mirror which must be fitted to a vehicle, combination or load under a territory law must not be included in the measurements of the dimensions of a vehicle or combination.

(3) For an overmass vehicle or combination, the distance between the centre-lines of adjacent axles in an axle group must be at least 1.2m.

Note **Distance**, between 2 parallel lines—see s 2.1.

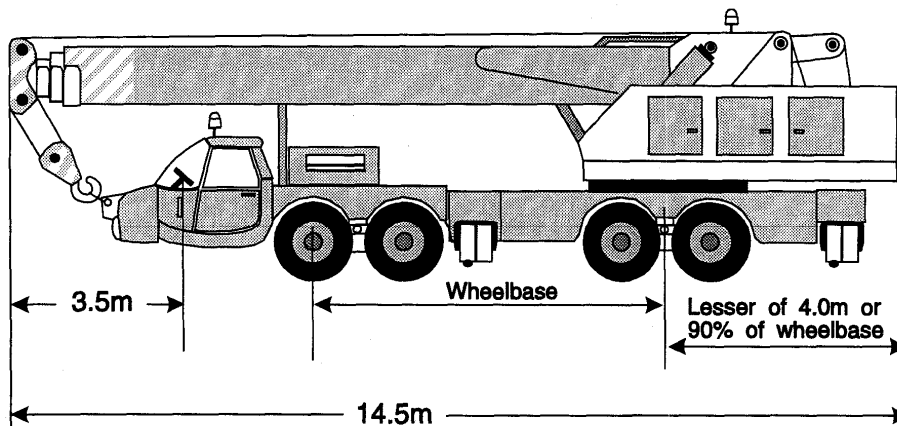
(4) In this section:

wheelbase, for a vehicle, means the distance from the centre-line of the vehicle's foremost axle to the rear overhang line.

Table 2.5 Dimension limits

column 1 item	column 2 kind of vehicle or combination	column 3 dimension	column 4 dimension limit (m)
1	any vehicle or combination other than agricultural vehicle or agricultural combination	width	3.5
2	any vehicle or combination other than agricultural vehicle or agricultural combination	height	height in class 1 notice condition <i>Note</i> $4.3\text{m} \leq \text{height} \leq 4.6\text{m}$ (see s 15)
3	any combination other than agricultural combination	length	25.0
4	special purpose vehicle	length	14.5

column 1 item	column 2 kind of vehicle or combination	column 3 dimension	column 4 dimension limit (m)
5	other rigid vehicle	length	12.5
6	special purpose vehicle	distance from rear overhang line to rear of vehicle	lesser of 4m and 90% of wheelbase
7	semitrailer	distance from rear overhang line to rear of vehicle, or load	lesser of 5.5m and 25% of semitrailer's length
8	special purpose vehicle	projection in front of centre of steering wheel	3.5



**Special purpose vehicle (rigid mobile crane),
showing dimension limits (other than width)**

2.6 Dimensions of unloaded oversize vehicles to be minimised

An oversize vehicle or combination without a load must be reduced to the smallest practicable dimensions, with any booms fully retracted.

2.7 Warning devices for oversize vehicles—width > 2.5m or length > 25m

- (1) This section applies to an oversize vehicle or combination that, together with its load (if any), is—
- (a) wider than 2.5m; or
 - (b) longer than 25m.
- (2) However, this section does not apply to—
- (a) a road construction vehicle or combination if the vehicle or combination—
 - (i) is less than 1km from a construction site; and
 - (ii) has a warning light; or

Note **Warning light**—see s 2.44.
 - (b) a tractor; or
- Note* A warning sign must be displayed at the rear of an agricultural implement being towed by a tractor (see s 2.32).
- (c) a rigid mobile crane that is less than 3m wide.
- (3) The oversize vehicle or combination must have—
- (a) 1 warning sign at the front of the vehicle or combination; and
 - (b) 1 warning sign at—
 - (i) if it is carrying a rear projecting load—the rear of the load; or
 - (ii) in any other case—the rear of the vehicle or combination; and
 - (c) 4 brightly coloured red, yellow, or red and yellow, flags, each at least 450mm long and at least 450mm wide.

Note **Warning sign**—see s 2.47.

- (4) For subsection (3) (c), the flags must be positioned—
- (a) at each side of the front of the vehicle or combination; and
 - (b) either—
 - (i) if there is a projecting load—at each side of the front and rear of the load; or
 - (ii) in any other case—at each side of the front and rear of the vehicle or combination.

**2.8 Warning devices for oversize vehicles—width \leq 2.5m,
22m < length \leq 25m**

- (1) This section applies to an oversize vehicle or combination that, together with its load (if any), is—
- (a) not wider than 2.5m; and
 - (b) longer than 22m but not longer than 25m.
- (2) However, this section does not apply to—
- (a) a road construction vehicle or combination if the vehicle or combination—
 - (i) is less than 1km from a construction site; and
 - (ii) has a warning light; or

Note **Warning light**—see s 2.44.
 - (b) a tractor; or
- Note* A warning sign must be displayed at the rear of an agricultural implement being towed by a tractor (see s 2.32).
- (c) a rigid mobile crane that is less than 3m wide.
- (3) The oversize vehicle or combination must have 1 warning sign—
- (a) if it is carrying a rear-projecting load—at the rear of the load; or

(b) in any other case—at the rear of the vehicle or combination.

Note **Warning sign**—see s 2.47.

2.9 Warning devices for oversize vehicles—width > 3m

- (1) This section applies to an oversize vehicle or combination that, together with its load (if any), is wider than 3m.
- (2) In daylight, an oversize vehicle or combination must display a warning light.

Note 1 Additional warning requirements are mentioned in—

- (a) for tractors and other agricultural vehicles—s 2.32; and
- (b) for rigid mobile cranes and other special purpose vehicles—s 2.27 and s 2.28; and
- (c) for a load projecting more than 1.2m behind a vehicle—s 1.22.

Note 2 Requirements for warning lights and signs are mentioned in pt 2.7 and pt 2.8.

2.10 Warning devices for oversize vehicles—load projects > 150mm, projection < 500mm thick

- (1) This section applies if a load projects more than 150mm from the side of an oversize vehicle or combination, and the projection is less than 500mm thick from top to bottom.
- (2) For an oversize vehicle or combination, there must be—
 - (a) a warning light attached to the vehicle or combination; and

Note **Warning light**—see s 2.44.

- (b) at least 1 delineator attached to the front of the projection; and
- (c) at least 1 delineator attached to the rear of the projection.

Example

If a load projects more than 150mm over both sides of an oversize vehicle, at least 4 delineators must be attached to the vehicle—1 on each side of the front of the projection and 1 on each side of the rear of the projection.

Note An example is part of the regulation, is not exhaustive and may extend, but does not limit, the meaning of the provision in which it appears (see Legislation Act, s 126 and s 132).

- (3) A delineator must—
- (a) be made of yellow, rigid material; and
 - (b) be at least 300mm long and at least 300mm wide; and
 - (c) comply with Class 1 or Class 2 of AS/NZS 1906.1:1993 *Retroreflective materials and devices for road control purposes—Retroreflective sheeting*, as in force from time to time; and
 - (d) if the delineator is attached to the front of the projection—be attached so that its reflective surface is facing forward of the vehicle or combination; and
 - (e) if the delineator is attached to the rear of the projection—be attached so that its reflective surface is facing rearward from the vehicle or combination.

Note The Legislation Act, s 47 (6) is disappplied for AS/NZS 1906.1:1993 (see s 69).

2.11 Additional warning devices at night

At night, an oversize vehicle or combination must display—

- (a) lights showing yellow to the front and red to the rear (*side markers*) not more than 2m apart along both sides of the vehicle or combination and along any front or rear projection; and
- (b) two red lights (*rear markers*) attached to the rear of any rear-projecting load—

- (i) less than 400mm from each side of the load; and
- (ii) at least 1m but not more than 2.1m above the ground; and
- (c) if the vehicle or combination, together with its load (if any), is wider than 2.5m or longer than 22m—a warning light.

Note 1 **Warning light**—see s 2.44.

Note 2 There are additional lighting requirements for special purpose vehicles travelling at night (see s 2.27).

2.12 Headlights

- (1) An oversize vehicle, or the front vehicle in an oversize combination, travelling in the daylight must have its low-beam headlights on.
- (2) Subsection (1) does not apply if the vehicle is not required to have headlights under the *Road Transport (Vehicle Registration) Regulation 2000*.

2.13 Travel restrictions at night

- (1) This section applies to a vehicle or combination that, together with its load (if any), is—
 - (a) wider than 3.1m; or
 - (b) longer than 22m.
- (2) At night, the vehicle or combination must not travel—
 - (a) outside an urban area; or
 - (b) in an urban area, unless accompanied by a pilot vehicle.

Note A class 1 notice may apply to an urban area—see s 15 (1) (b).

2.14 Low visibility conditions

- (1) A vehicle or combination must not begin to travel in low visibility conditions.

- (2) The driver of a vehicle or combination travelling in low visibility conditions must drive the vehicle or combination to the nearest safe parking area and wait until the low visibility conditions end before continuing to travel.
- (3) In this section:
- low visibility conditions*** means—
- (a) in daylight—visibility is less than 250m; or
 - (b) at night—the headlights of a vehicle approaching not more than 250m away cannot be seen.

Examples—environmental factors that may cause or be associated with low visibility conditions

- dust
- fog
- heavy rain
- insect plague
- smoke

Note An example is part of the regulation, is not exhaustive and may extend, but does not limit, the meaning of the provision in which it appears (see Legislation Act, s 126 and s 132).

2.15 Minimum following distances

- (1) This section applies if an oversize vehicle or combination (the ***leading vehicle***) is travelling immediately ahead of another oversize vehicle or combination (the ***following vehicle***)
- (2) The following vehicle must be at least 200m behind the leading vehicle.
- (3) However, this section does not apply if—
- (a) the following vehicle is overtaking the leading vehicle; or
 - (b) the leading vehicle is stopping; or

- (c) the following vehicle uses a separate lane to overtake the leading vehicle; or
- (d) the following vehicle is in an urban area and it is not possible to maintain a distance of 200m.

2.16 Assessing routes for possible disruption or damage

- (1) A person must not drive a vehicle or combination along a route if the driving would be likely to cause—
 - (a) disruption to a telecommunication, rail, sewerage or essential service; or

Note **Essential service** means electricity, gas or water (see *Utilities Act 2000*, s 149A).
 - (b) damage to a road, bridge, structure, rail crossing or tree.
- (2) Subsection (1) does not apply if—
 - (a) the entity responsible for the service in subsection (1) (a) or property in subsection (1) (b) has given permission for the vehicle or combination to travel along the route; and
 - (b) the vehicle or combination is driven in accordance with the permission.
- (3) Before driving a vehicle or combination along a route, the driver and the owner of the vehicle or combination must be satisfied that—
 - (a) the route has been assessed; and
 - (b) the vehicle or combination can be driven along the route without contravening subsection (1).

Part 2.3 **Load-carrying vehicles travelling under class 1 notices**

2.17 **Mass limits for axles and axle groups—load-carrying vehicles**

- (1) This section applies to a load-carrying vehicle or combination other than a load-carrying vehicle to which section 2.18 applies.
- (2) To remove any doubt, the mass on a single axle or axle group must not be more than a mass limit that applies to the vehicle mentioned in this regulation.

2.18 **Mass limits for axles and axle groups—load-carrying vehicles towing vehicles**

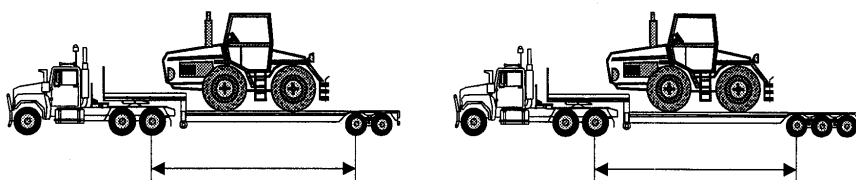
- (1) This section applies to a load-carrying combination consisting of a tandem drive prime mover towing—
 - (a) a low-loader; or
 - (b) a low-loader dolly and low-loader; or
 - (c) a jinker; or
 - (d) a low-loader dolly and jinker.
- (2) The mass on a single axle or axle group of a kind mentioned in table 2.18, column 2 must not be more than the mass limit mentioned in column 3 for the kind of single axle or axle group.
- (3) The sum of the mass on each single axles and axle groups of the combination mentioned in table 2.18, column 2 must not be more than the sum of the mass limits mentioned in column 3 for the single axle or axle group.
- (4) The total mass of the combination, together with its load, must not be more than—
 - (a) if D is 6m or longer—49.5t; or

(b) if *D* is less than 6m—the mass worked out as follows:

$$\text{Mass (t)} = 49.5 - \frac{6.0 - D}{0.3}$$

(5) In this section:

D means the distance in metres between the centre-line of the rearmost axle of the towing vehicle and the centre-line of the foremost axle of the combination's rear axle group.



Distance 'D'

oversize tri axle group means a group of 3 axles where the horizontal distance between the centre-lines of the outermost axles is more than 3.2m.

Note 1 *Distance*, between 2 parallel lines—see s 2.1.

Note 2 A lower mass limit may apply (see s 2.2).

Table 2.18 Mass limits for axles and axle groups

column 1 item	column 2 single axle or axle group	column 3 mass limit (t)
1	steer axle with 2 tyres	6.0
2	twinsteer axle group without load-sharing suspension system	10.0
3	twinsteer axle group with load-sharing suspension system	11.0
4	single axle with 8 tyres	12.0
5	tandem axle group with 8 or more tyres, not on trailer	18.5

column 1 item	column 2 single axle or axle group	column 3 mass limit (t)
6	tandem axle group with 8 or more tyres, on trailer	18.5
7	tandem axle group with 16 or more tyres, on trailer	21.0
8	tri axle group with 12 or more tyres	25.0
9	oversize tri axle group with 12 or more tyres or quad axle group with 16 or more tyres	27.0

2.19 Minimising width

If a load can be safely loaded in 2 or more ways, it must be loaded in a way that minimises the width of the load-carrying vehicle or combination together with its load.

2.20 Width limits—load-carrying vehicles

- (1) An unladen low-loader, low-loader dolly or jinker, with 4 tyres on each axle, must not be wider than 2.5m.
- (2) An unladen low-loader, low-loader dolly or jinker, with 8 tyres on each axle, must not be wider than 2.7m.

2.21 Carrying goods in addition to large indivisible items

- (1) A load-carrying vehicle or combination may carry more than 1 large indivisible item only if—
 - (a) the vehicle or combination, together with its load, complies with the mass limits in schedule 1 (Mass and loading requirements for heavy vehicles); and
 - (b) the carrying of additional large indivisible items does not cause the vehicle or combination, together with its load, to exceed a dimension limit mentioned in schedule 1 that would not have been exceeded by the carrying of 1 of the large indivisible items.

- (2) A load-carrying vehicle or combination carrying 1 or more large indivisible items may carry other goods only if—
 - (a) the vehicle or combination, together with its load, complies with the mass limits in schedule 1; and
 - (b) the other goods are loaded in a way that complies with the dimension limits in schedule 1.
- (3) However, a load-carrying vehicle or combination carrying a special purpose vehicle or agricultural vehicle may also carry equipment, tools, substances or detached parts for use in conjunction with the vehicle being carried.

2.22 Towing of low-loader dollies by unladen low-loaders

An unladen low-loader may be towed in a combination with a low-loader dolly only if—

- (a) the combination is 2.5m wide or less; and
- (b) it would be unreasonable for the dolly to be loaded onto the low-loader because—
 - (i) the distance to be travelled is short; or
 - (ii) there would be special difficulties in loading or unloading the dolly because of the nature of a site.

Part 2.4 Special purpose vehicles travelling under class 1 notices

2.23 Mass limits for axles and axle groups—special purpose vehicles

The mass on a single axle or axle group of a kind mentioned in table 2.23, column 2 must not be more than the mass limit mentioned in column 3 for the kind of single axle or axle group.

Note A lower mass limit may apply (see s 2.2).

Table 2.23 Mass limits for special purpose vehicle axles and axle groups

column 1 item	column 2 kind of single axle or axle group	column 3 mass limit (t)
1	single axle or single axle group fitted with single tyres	7.0
2	single axle or single axle group fitted with dual tyres	10.0
3	twinsteer axle group without load-sharing suspension system	10.0
4	twinsteer axle group with load-sharing suspension system	14.0
5	tandem axle group fitted with single tyres	14.0
6	tri axle group fitted with single tyres	18.0

2.24 Mass limits for tandem axle groups—special purpose vehicles

- (1) This section applies to a tandem axle group fitted with dual tyres.
- (2) If the distance between the centre-lines of the axles is less than 1.35m, the mass on the axle group must not be more than—
 - (a) if W is 2.4m or less—the mass worked out as follows:

$$\text{Mass (t)} = 20 - \frac{2.4 - W}{0.1}; \text{ or}$$

- (b) if W is 2.5m or more, but less than 3.1m—the mass worked out as follows:

$$\text{Mass (t)} = 20 + \frac{W - 2.5}{0.1}; \text{ or}$$

- (c) if W is 3.2m or more—27t.

Note **Distance**, between 2 parallel lines—see s 2.1.

- (3) If the distance between the centre-lines of the axles is 1.35m or more, the mass on the axle group must not be more than—

- (a) if W is 2.4m or less—the mass worked out as follows:

$$\text{Mass (t)} = 23 - \frac{2.4 - W}{0.1}; \text{ or}$$

- (b) if W is 2.5m or more, but less than 2.8m—the mass worked out as follows:

$$\text{Mass (t)} = 23 + \frac{W - 2.5}{0.1}; \text{ or}$$

- (c) if W is 2.9m or more—27t.

- (4) In this section:

W means the ground contact width of the axle group in metres.

2.25 Mass limits for tri axle groups—special purpose vehicles

- (1) This section applies to a tri axle group fitted with dual tyres.
- (2) If the distance between the centre-lines of the axles is less than 1.35m, the mass on the axle group must not be more than—
- (a) if W is less than 2.4m—the mass worked out as follows:

$$\text{Mass (t)} = 25 - \frac{2.4 - W}{0.1}; \text{ or}$$

(b) if W is 2.4m or more—25t.

Note The distance between the centre-lines of adjacent axles in an axle group must be at least 1.2m (see s 2.5 (3)).

(3) If the distance between the centre-lines of the axles is 1.35m or more, the mass on the axle group must not be more than—

(a) if W is less than 2.4m—the mass worked out as follows:

$$\text{Mass (t)} = 27 - \frac{2.4 - W}{0.1}; \text{ or}$$

(b) if W is 2.4m or more—27t.

(4) In this section:

W means the ground contact width of the axle group in metres.

2.26 Total mass limits—special purpose vehicles

(1) The total mass on a special purpose vehicle must not be more than the mass limit in subsection (2).

(2) The mass limit is the least of the following:

(a) the sum of the masses allowed for each single axle and axle group on the special purpose vehicle;

(b) 40t;

(c) if W is 2.5m or more—the mass worked out as follows:

$$\text{Mass (t)} = 3L + 15 + \frac{W - 2.5}{0.1}$$

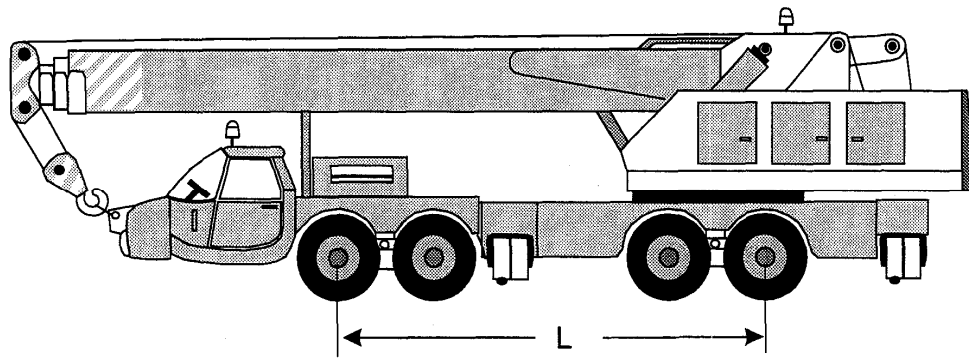
(d) if W is 2.4m or less—the mass worked out as follows:

$$\text{Mass (t)} = 3L + 15 - \frac{2.4 - W}{0.1}$$

(3) In this section:

L means the distance in metres between the centre-lines of the vehicle's foremost and rearmost axles.

W means the ground contact width of the rearmost axle in metres.



Distance 'L'

2.27 Side lights for travel at night

- (1) This section applies to a special purpose vehicle with a projection extending more than 1.2m in front of the vehicle body.
- (2) At night, a special purpose vehicle must have a yellow light (a *front projection light*) attached to each side of the projection.
- (3) A front projection light must be—
 - (a) mounted as far forward as possible; and
 - (b) shielded from the driver's view; and
 - (c) visible to traffic approaching the vehicle from the front.
- (4) At least 1 front projection light must be visible to traffic approaching the vehicle from either side.

2.28 Markings—special purpose vehicles

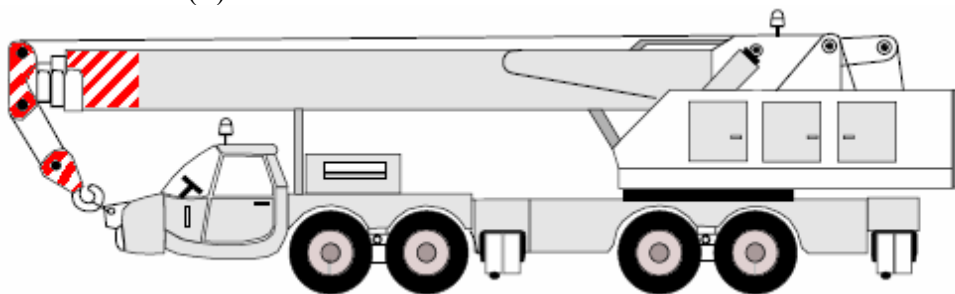
- (1) A special purpose vehicle must have rear marker plates that comply with ADR 13 (Installation of lighting and light signalling devices on other than L-group vehicles), as in force from time to time, displayed at the rearmost part of the body of the vehicle.

Note The Legislation Act, s 47 (6) is disappplied for ADR 13 (see s 69).

- (2) A special purpose vehicle with a rigid projection extending more than 1.2m in front of the body of the vehicle must have a warning pattern displayed on both the left and right sides of the projection.
- (3) Subsection (2) does not apply if it would be impractical to have a warning pattern on the projection.
- (4) For this section:

warning pattern means a pattern that—

- (a) is at least 0.16m² in area; and
- (b) consists of diagonal stripes at least 150mm wide and alternately coloured—
 - (i) red and white; or
 - (ii) black and white.



Markings for special purpose vehicles

2.29 Prohibition on towing other vehicles

A special purpose vehicle must not tow a vehicle.

Part 2.5 Agricultural vehicles and combinations travelling under class 1 notices

2.30 Mass limits—agricultural vehicles and combinations

- (1) This section applies to an agricultural vehicle or agricultural combination with 2 axles.
- (2) The mass on an axle with the number of tyres mentioned in table 2.30, column 2, that has a ground contact width mentioned in column 3, must not be more than the mass limit mentioned in column 4 for the axle and ground contact width.

Note A lower mass limit may apply (see s 2.2).

Table 2.30 Mass limits for agricultural vehicles and combinations

column 1 item	column 2 number of tyres fitted to axle	column 3 ground contact width of axle (m)	column 4 mass limit for axle (t)
1	2	N/A	9.0
2	4	ground contact width < 2.51	9.0
3	4	$2.51 \geq$ ground contact width < 3.5	10.5
4	4	ground contact width \geq 3.5	12.0

2.31 Dimension limits—agricultural vehicles and combinations

- (1) An agricultural vehicle or agricultural combination must not be higher than 4.6m.
- (2) The distance from the rear overhang line to the rear of an agricultural machine or agricultural implement must not be more than—
 - (a) for an auger or conveyor—5.5m; or

(b) in any other case—4.5m.

- (3) An agricultural machine must not be longer than 12.5m.
- (4) An agricultural combination must not be longer than 25m.
- (5) An agricultural vehicle or agricultural combination must not be wider than 2.5m.

Note An agricultural vehicle or agricultural combination not mentioned in s (6) that is wider than 2.5m must be subject to a class 1 permit to travel (see s 17).

- (6) However, an agricultural machine alone, or an agricultural machine or rigid vehicle towing an agricultural implement, in an area mentioned in table 2.31, column 2, must not be wider than the width limit mentioned in column 3 for the area.

Note The road transport authority may declare an area or route to be a category 1, 2 or 3 area (see s 14 (1) (b) (iii)).

Table 2.31 Width limits for agricultural machines

column 1 item	column 2 area	column 3 width limit (m)
1	category 1 area	3.5
2	category 2 area	5.0
3	category 3 area	6.0

2.32 Warning devices—agricultural vehicles and combinations

- (1) When on a major road, the following vehicles must have a warning light attached to the highest point it is practicable to attach the light:
- (a) an agricultural vehicle or agricultural combination that is wider than 2.5m;
- (b) an agricultural combination that is longer than 22m.

Note **Warning light**—see s 2.44.

- (2) A warning sign must be displayed at the rear of an agricultural implement being towed by a tractor.

Note 1 **Warning sign**—see s 2.47.

Note 2 Single tractors do not have to be fitted with warning signs (see s 2.7 (2) (b) and s 2.8 (2) (b)).

- (3) An auger, conveyor, or harvester comb carried on a comb trailer must have a warning pattern displayed on both the left and right sides of the rear of the vehicle.
- (4) Any part of an axle extending more than 150mm from the outside wall of a tractor's tyre must be—
- (a) painted fluorescent yellow; or
 - (b) wrapped in yellow fluorescent or other high-visibility material.

Note Additional warning requirements (for agricultural vehicles and combinations) are mentioned in s 2.7 to s 2.11.

- (5) For this section:

warning pattern means a pattern that—

- (a) is at least 0.16m² in area; and
- (b) consists of diagonal stripes at least 150mm wide and alternately coloured—
 - (i) red and white; or
 - (ii) black and white.

2.33 Pilot vehicle requirements—agricultural vehicles and combinations

- (1) An agricultural vehicle or agricultural combination travelling in an area of operation mentioned in table 2.33, column 2, with a width mentioned in column 3 or 4, must be accompanied by the number of pilot vehicles shown for the width mentioned in column 3 or 4 opposite the area mentioned in column 2.

- (2) However, an agricultural vehicle or agricultural combination need not be accompanied by a pilot vehicle if the agricultural vehicle or agricultural combination is travelling a distance less than 500m.

Table 2.33 Pilot vehicle requirements for agricultural vehicles and combinations

column 1 item	column 2 area of operation	number of pilot vehicles	
		column 3 3.7 < width (m) ≤ 4.5	column 4 4.5 < width (m) ≤ 6
1	area with clear view of approaching traffic for at least 500m, but not on major road	0	1
2	major road	1	2
3	area where terrain limits clear view of approaching traffic to less than 500m	1	2

2.34 Agricultural vehicles and combinations not to use freeways

An oversize agricultural vehicle or agricultural combination must not be driven on a freeway.

2.35 Agricultural implements not to carry loads

An agricultural implement must not carry a load.

2.36 Speed limits for agricultural implements without brakes

- (1) An agricultural implement without brakes must not be towed at a speed faster than the speed limit in subsection (2).
- (2) The speed limit is the least of the following:
- (a) 20km/h less than the speed limit for the section of road on which the implement is travelling;

(b) 50km/h.

2.37 Exemption from requirement for rear vision mirrors

- (1) This section applies to an oversize or overmass vehicle or combination towing an agricultural implement wider than 3.5m that obscures the view to the rear of the vehicle or combination.
- (2) The vehicle or combination is exempt from the requirement to have a rear-vision mirror fitted under the *Road Transport (Vehicle Registration) Regulation 2000*, schedule 1, section 1.36 (Rear-vision mirrors).

Note A person or vehicle is exempt from a dimension limit or any other requirement of the *Road Transport (Vehicle Registration) Regulation 2000* if the person or vehicle is exempted from the limit or requirement under this regulation (see *Road Transport (Vehicle Registration) Regulation 2000*, s 163).

Part 2.6 Pilot and escort vehicles

2.38 Requirements for pilot vehicles

- (1) A pilot vehicle must have—
 - (a) 4 or more wheels; and
 - (b) a GVM not more than—
 - (i) for a rear pilot vehicle, if 2 pilot vehicles are needed—6.5t; or
 - (ii) in any other case—4.5t; and
 - (c) a warning sign on its roof.
- (2) A pilot vehicle must only have a warning light attached—
 - (a) above or immediately below the warning sign; or
 - (b) at each side of the warning sign.

Note 1 While travelling, a class 1 vehicle must be accompanied by 1 or more pilot vehicles or escort vehicles if it is a condition of a class 1 notice (see s 15) or a class 1 permit (see s 18) that applies to the class 1 vehicle.

Note 2 Requirements for warning lights and signs are mentioned in pt 2.7 and pt 2.8.

2.39 Requirements for escort vehicles

- (1) An escort vehicle, other than a police motor cycle, must have—
 - (a) 4 or more wheels; and
 - (b) a GVM of 4.5t or less; and
 - (c) 1 or 2 lights on its roof.
- (2) The lights must—
 - (a) flash when switched on; and

- (b) flash yellow unless—
 - (i) the vehicle is a police vehicle or a vehicle belonging to a territory authority; and
 - (ii) the light is approved under the *Road Transport (Vehicle Registration) Regulation 2000*, schedule 1 (Vehicle standards).

Note While travelling, a class 1 vehicle must be accompanied by 1 or more pilot vehicles or escort vehicles if it is a condition of a class 1 notice (see s 15) or a class 1 permit (see s 18) that applies to the class 1 vehicle.

2.40 Headlights on pilot and escort vehicles

In daylight, the low-beam headlights on a pilot vehicle or escort vehicle must be switched on when the vehicle is accompanying an oversize vehicle or combination.

2.41 Loads on pilot and escort vehicles

- (1) A pilot vehicle or escort vehicle must not—
 - (a) tow a trailer; or
 - (b) carry a load.
- (2) However, a pilot vehicle or escort vehicle may carry tools, equipment or substances for—
 - (a) use in relation to the oversize vehicle or combination it is accompanying; or
 - (b) restraining the load on the oversize vehicle or combination it is accompanying.

2.42 Position of pilot vehicles

- (1) If 1 pilot vehicle is accompanying an oversize vehicle or combination, the pilot vehicle must travel—

- (a) if travelling on a divided road—behind the vehicle or combination; or
 - (b) in any other case—in front of the vehicle or combination.
- (2) If 2 pilot vehicles are accompanying an oversize vehicle or combination, 1 pilot vehicle must travel in front of the vehicle or combination and 1 pilot vehicle must travel behind the vehicle or combination.
 - (3) A pilot vehicle accompanying an oversize vehicle or combination must travel far enough away from the vehicle or combination to allow the pilot vehicle to adequately warn other road users of the oversize vehicle or combination.
 - (4) To decide whether a pilot vehicle is far enough away from an oversize vehicle or combination, traffic speed, weather, visibility and other driving conditions must be taken into account.

2.43 Communication between drivers

- (1) This section applies if a pilot vehicle or escort vehicle is accompanying an oversize vehicle or combination.
- (2) The oversize vehicle or combination and the accompanying pilot vehicle or escort vehicle must each have an electronic device that allows the drivers to communicate effectively with each other.
- (3) Subsection (2) does not apply to—
 - (a) an oversize agricultural machine; or
 - (b) an oversize combination that includes an agricultural machine; or
 - (c) an escort vehicle that is a police vehicle.

Part 2.7 **Warning lights**

2.44 **Meaning of *warning light***

In this regulation:

warning light, for a vehicle, means a light that, when switched on, emits a rotating, flashing, yellow coloured light that—

- (a) flashes more than 120 times per minute, but less than 200 times per minute; and
- (b) has at least 55W of power; and
- (c) is not a strobe light.

2.45 **Visibility of warning lights**

- (1) This section applies to a warning light on—
 - (a) an oversize vehicle or combination; or
 - (b) a pilot vehicle; or
 - (c) an escort vehicle.
- (2) The warning light must be—
 - (a) clearly visible in all directions from a distance of 500m from the vehicle or combination; or
 - (b) supplemented by 1 or more additional warning lights so that the light emanating from at least 1 of the lights is clearly visible from a distance of 500m away from the vehicle or combination in any direction.
- (3) However, a pilot vehicle travelling in front of an oversize vehicle or combination may have a filter placed behind the warning light on the pilot vehicle to reduce the intensity of the light directed to the driver of the oversize vehicle or combination.

2.46 Use of warning lights

- (1) If an oversize vehicle or combination is required by this regulation to have a warning light, the light must be switched on only when the vehicle or combination is—
 - (a) travelling; or
 - (b) stationary in a position that is likely to cause danger to other road users.
- (2) If a pilot or escort vehicle is required under this regulation to have a warning light, the light must be switched on only when the vehicle is both—
 - (a) travelling; and
 - (b) accompanying an oversize vehicle or combination.
- (3) A vehicle or combination that is not required to have a warning light under this regulation must not have a warning light that is switched on.

Part 2.8 Warning signs

Division 2.8.1 Oversize vehicles and pilot vehicles

2.47 Meaning of *warning sign*

(1) In this regulation:

warning sign, for an oversize vehicle or combination or a pilot vehicle, means a sign that—

(a) has a face with—

(i) a yellow surface that complies with Class 1 or Class 2 of AS/NZS 1906.1:1993 *Retroreflective materials and devices for road control purposes—Retroreflective sheeting*, as in force from time to time; and

Note The Legislation Act, s 47 (6) is disappplied for AS/NZS 1906.1:1993 (see s 69).

(ii) a black border at least 20mm wide, with the outermost edge of the border set at least 10mm in from the edge of the sign, unless the sign has been made with a box edge; and

(b) displays in block letters not more than 10mm high anywhere on the sign that is visible (other than in a bottom corner for a sign used on a pilot vehicle)—

(i) the sign manufacturer's name or logo; and

(ii) the brand and class of retroreflective material used.

Note Oversize vehicle or combination includes an oversize agricultural vehicle or combination.

2.48 Materials for warning signs

- (1) A warning sign must be made of stiff, flat, weatherproof material.

Examples

- 1 zincalume at least 0.8mm thick
- 2 aluminium at least 1.6mm thick

Note An example is part of the regulation, is not exhaustive and may extend, but does not limit, the meaning of the provision in which it appears (see Legislation Act, s 126 and s 132).

- (2) However, a warning sign may be made of flexible material if the sign is mounted in a way that ensures it is held taut and unlikely to furl, become dislodged from its position or otherwise become difficult to read by other road users.
- (3) To remove any doubt, a flexible warning sign must comply with all other requirements of this part as if it were a stiff sign.

2.49 Maintaining warning signs

A warning sign on an oversize vehicle or combination or a pilot vehicle must be maintained in a condition that ensures its message can be easily read by other road users.

2.50 Use of warning signs

A warning sign may be displayed on a vehicle or combination only if it is operating—

- (a) as an oversize vehicle or combination; or
- (b) as a pilot vehicle.

Division 2.8.2 Oversize vehicles

2.51 Size of warning signs—oversize vehicles

- (1) A warning sign on an oversize vehicle or combination must be at least 1200mm long and at least 450mm high.

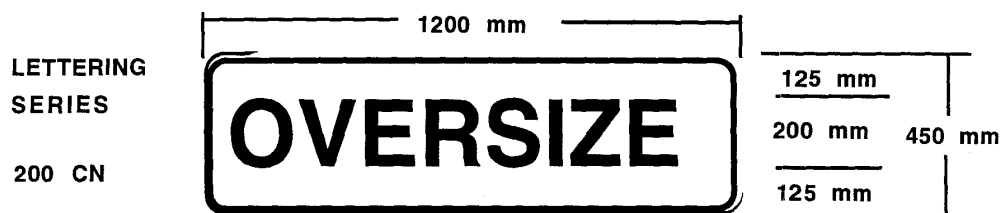
- (2) A warning sign may be split into 2 parts.
- (3) If a warning sign is split into 2 parts, the combined length of the parts must be at least 1200mm.

2.52 Face of warning signs—oversize vehicles

- (1) A warning sign on an oversize vehicle or combination must display the word 'OVERSIZE' in black capital letters that complies with AS 1744-1975 *Forms of letters and numerals for road signs*, in typeface Series C (N), as in force from time to time.

Note The Legislation Act, s 47 (6) is disapplied for AS 1744-1975 (see s 69).

- (2) The letters must be at least 200mm high.
- (3) The top of the letters must be at least 125mm from the top of the sign.
- (4) The bottom of the letters must be at least 125mm from the bottom of the sign.
- (5) If the sign is split into 2 parts—
 - (a) the part mounted on the left must display the letters 'OVER' and the part mounted on the right must display the letters 'SIZE'; and
 - (b) there must be no border between the 2 parts.



Warning sign that meets the minimum requirements for a warning sign on an oversize vehicle or combination

2.53 Mounting of warning signs—oversize vehicles

- (1) A warning sign on an oversize vehicle or combination must be mounted vertically.
- (2) The lower edge of the sign must be—
 - (a) if there is a bumper bar—above the bottom of the bumper bar;
or
 - (b) in any other case—at least 500mm above ground level.
- (3) If the sign is split into 2 parts, the parts must be mounted at the same height.

Division 2.8.3 Pilot vehicles

2.54 Size and shape of warning signs—pilot vehicles

- (1) A warning sign on a pilot vehicle must be at least 1200mm long and at least 600mm high.
- (2) The sign may have bottom corner cut-outs not wider than 150mm and not higher than 100mm if needed for mounting the warning lights.

2.55 Faces of warning signs—pilot vehicles

- (1) Both faces of a warning sign on a pilot vehicle must display—
 - (a) the word ‘OVERSIZE’ in black capital letters at least 200mm high that complies with AS 1744-1975 *Forms of letters and numerals for road signs*, in typeface Series C (N), as in force from time to time; and

(b) the words ‘LOAD AHEAD’ in black capital letters at least 100mm high that complies with AS 1744-1975, in typeface Series D (N), as in force from time to time.

Note The Legislation Act, s 47 (6) is disapplied for AS 1744-1975 (see s 69).

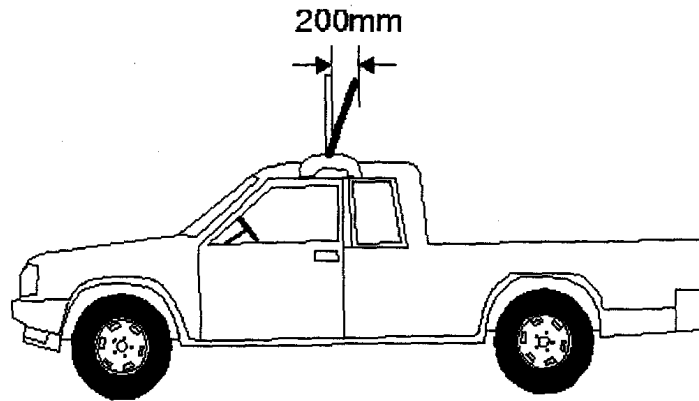
- (2) The bottom of the letters of the word ‘OVERSIZE’ must be at least 300mm from the bottom of the sign.
- (3) The bottom of the letters of the words ‘LOAD AHEAD’ must be at least 100mm from the bottom of the sign.



Warning sign that meets the minimum requirements for a warning sign on a pilot vehicle

2.56 Mounting of warning signs—pilot vehicles

A warning sign on a pilot vehicle must not lean beyond the point that there is more than 200mm measured horizontally from the top of the sign to a vertical line running through the bottom of the sign.



Maximum lean of warning sign

Dictionary

(see s 3)

Note 1 The Legislation Act contains definitions and other provisions relevant to this regulation.

Note 2 For example, the Legislation Act, dict, pt 1, defines the following terms:

- daily newspaper
- daylight
- may (see s 146)
- must (see s 146)
- night
- notifiable instrument (see s 10)
- penalty unit (see s 133)
- road transport authority.

Note 3 Terms used in this regulation have the same meaning that they have in the *Road Transport (Mass, Dimensions and Loading) Act 2009* (see Legislation Act, s 148). For example, the following terms are defined in the *Road Transport (Mass, Dimensions and Loading) Act 2009*, dict:

- corresponding law
- corresponding road transport authority
- driver
- GCM
- GVM
- heavy combination (see s 8)
- heavy vehicle (see s 7)
- operator (see s 11)
- owner
- road related area.

ADR (or **Australian Design Rule**)—see the *Road Transport (Vehicle Registration) Regulation 2000*, dictionary.

Note The *Road Transport (Vehicle Registration) Regulation 2000* defines **ADR** as a national standard under the *Motor Vehicle Standards Act 1989* (Cwlth).

agricultural combination means a combination that includes at least 1 agricultural vehicle.

agricultural implement means a vehicle without its own automotive power, built to perform agricultural tasks.

Examples

irrigating equipment, augers, conveyors, empty field bins, harvester fronts, harvest bins, machinery fully carried on the three-point linkage of a tractor

Note An example is part of the regulation, is not exhaustive and may extend, but does not limit, the meaning of the provision in which it appears (see Legislation Act, s 126 and s 132).

agricultural machine means a machine with its own automotive power, built to perform agricultural tasks.

Examples

tractors, harvesters

Note An example is part of the regulation, is not exhaustive and may extend, but does not limit, the meaning of the provision in which it appears (see Legislation Act, s 126 and s 132).

agricultural vehicle means an agricultural implement or agricultural machine.

approved route, for division 2.6 (Higher mass limits for eligible vehicles)—see section 45.

articulated bus—see the *Road Transport (Vehicle Registration) Regulation 2000*, dictionary.

articulated vehicle—see the *Road Transport (Safety and Traffic Management) Regulation 2000*, dictionary.

Australian Design Rule—see *ADR*.

axle—

- (a) for this regulation generally—see the *Road Transport (Vehicle Registration) Regulation 2000*, dictionary; and

(b) for schedule 2 (Oversize and overmass vehicles)—see schedule 2, section 2.1.

axle group—see the *Road Transport (Vehicle Registration) Regulation 2000*, dictionary.

axle load, for an axle of a vehicle, means the total load, worked out under section 64 (Calculating axle loads with measuring instruments), transmitted to the road by all wheels on the axle.

axle spacing, for schedule 1 (Mass and loading requirements for heavy vehicles), division 1.1.3 (Mass limits for axle spacing)—see schedule 1, section 1.14.

B-double—see the *Road Transport (Vehicle Registration) Regulation 2000*, dictionary.

bus—see the *Road Transport (Public Passenger Services) Act 2001*, section 10A.

centre-line—

(a) of an axle, means—

- (i) for an axle with 1 shaft—a line parallel to the length of the axle and passing through its centre; and
- (ii) for an axle with 2 shafts—a line in the vertical plane that passes through the centre of both shafts and through the centres of the wheels on the shafts; and

(b) of an axle group—see the *Road Transport (Vehicle Registration) Regulation 2000*, dictionary.

certain combination, for division 2.5 (Towing restrictions for certain combinations)—see section 36.

class 1 notice—see section 14 (1).

class 1 permit—see section 17 (1).

class 1 vehicle—see section 12.

class 2 notice—see section 21 (1).

class 2 permit—see section 24 (1).

class 2 vehicle—see section 20.

class 3 notice—see section 28 (1).

class 3 permit—see section 31 (1).

class 3 vehicle—see section 27.

complying bus, for schedule 1 (Mass and loading requirements for heavy vehicles), division 1.1.2 (Mass limits for tyres, wheels and axles)—see schedule 1, section 1.5.

converter dolly—see the *Road Transport (Vehicle Registration) Regulation 2000*, dictionary.

dimension limit includes a limit under this regulation that applies to a load or projection on a vehicle or combination.

distance, between 2 parallel lines, for schedule 2 (Oversize and overmass vehicles)—see schedule 2, section 2.1.

dog trailer—see the *Road Transport (Vehicle Registration) Regulation 2000*, dictionary.

drawbar—see the *Road Transport (Vehicle Registration) Regulation 2000*, dictionary.

drive, for a vehicle or combination, includes stand.

eligible vehicle—see section 43.

escort vehicle means a vehicle being used—

- (a) to transport a police officer or other person directing traffic; and
- (b) to warn other road users of the presence of an oversize vehicle or combination.

essential service—see the *Utilities Act 2000*, section 149A.

exempt combination, for division 2.5 (Towing restrictions for certain combinations)—see section 37.

exempt combination notice—see section 39 (1).

exempt combination permit—see section 41 (1).

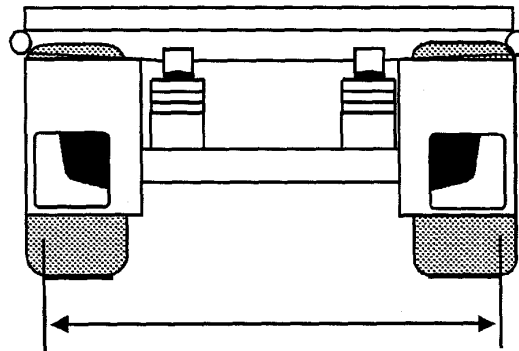
fifth wheel coupling—see the *Road Transport (Vehicle Registration) Regulation 2000*, dictionary

gross road train mass, for part 3 (Road trains)—see section 53.

gross road train mass rating, for part 3 (Road trains)—see section 54.

ground contact width means—

- (a) for an axle—the distance in metres between the outermost point of ground contact of the outside tyres on each end of the axle; and
- (b) for an axle group—the greatest ground contact width of all the axles in the group.



Ground contact width for an axle

hauling unit, for a combination, means a motor vehicle that is part of a combination.

higher mass limit, for an eligible vehicle—see section 44.

jinker means an axle or axle group that is—

- (a) built to support part of a load; and
- (b) connected to the vehicle in front of it by a pole or cable or the load itself (if any).

large indivisible item means an item that—

- (a) cannot be divided without extreme effort, expense or risk of damage to the item; and
- (b) cannot be carried on a vehicle or combination without exceeding a mass or dimension limit mentioned in schedule 1 (Mass and loading requirements for heavy vehicles).

load-carrying, for a vehicle or combination, means a vehicle or combination that is carrying, or is built to carry, a load.

loaded mass means the mass of a vehicle and any load carried by the vehicle.

load-sharing suspension system means an axle group suspension system that—

- (a) is built to divide the load between the tyres on the group so that no tyre carries a mass more than 10% heavier than the mass the tyre would carry if the load were divided equally; and
- (b) has effective damping characteristics on all axles of the group.

low-beam, for a headlight or front fog light fitted to a vehicle, for schedule 2 (Oversize and overmass vehicles)—see the *Road Transport (Vehicle Registration) Regulation 2000*, dictionary.

low-loader means a gooseneck semitrailer with a loading deck not more than 1m above the ground.

low-loader dolly means a mass-distributing device that—

- (a) is usually coupled between a prime mover and a low-loader; and

- (b) consists of a gooseneck rigid frame; and
- (c) does not directly carry any goods on itself; and
- (d) is equipped with 1 or more axles, a kingpin and a fifth wheel coupling.

measuring instrument—see the *National Measurement Act 1960* (Cwlth), section 3.

National Transport Commission—see the *Road Transport (General) Act 1999*, dictionary.

notice means a notice made under this regulation.

overmass, for a vehicle or combination, means that the vehicle or combination, together with its load (if any), is heavier than a mass limit mentioned in schedule 1 (Mass and loading requirements for heavy vehicles).

overmass vehicle or combination, for schedule 2 (Oversize and overmass vehicles)—see schedule 2, section 2.1.

oversize, for a vehicle or combination, means that the vehicle or combination, together with its load (if any), exceeds a dimension limit mentioned in—

- (a) this regulation; or
- (b) the *Road Transport (Vehicle Registration) Regulation 2000*.

oversize or overmass vehicle or combination, for schedule 2 (Oversize and overmass vehicles)—see schedule 2, section 2.1.

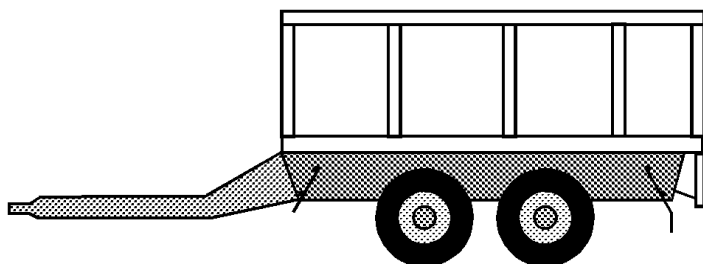
oversize vehicle or combination, for schedule 2 (Oversize and overmass vehicles)—see schedule 2, section 2.1.

permit means a permit issued under this regulation.

pig trailer means a trailer that—

- (a) has 1 axle group, or a single axle, near the middle of its load-carrying surface; and

(b) is connected to the towing vehicle by a drawbar.



Pig trailer

pilot vehicle means a vehicle being used to warn other road users of the presence of an oversize vehicle or combination.

prime mover—see the *Road Transport (Vehicle Registration) Regulation 2000*, dictionary.

quad axle group—see the *Road Transport (Vehicle Registration) Regulation 2000*, dictionary.

rear overhang line—see the *Road Transport (Vehicle Registration) Regulation 2000*, dictionary.

registration number, for a registrable vehicle—see the *Road Transport (Vehicle Registration) Regulation 2000*, dictionary.

Note A vehicle's registration number is the number on the vehicle's numberplates.

restricted access vehicle—see section 9.

retractable axle—see the *Road Transport (Vehicle Registration) Regulation 2000*, schedule 1, section 1.183.

road train—see the *Road Transport (Vehicle Registration) Regulation 2000*, dictionary.

semitrailer—see the *Road Transport (Vehicle Registration) Regulation 2000*, dictionary.

single axle—see the *Road Transport (Vehicle Registration) Regulation 2000*, dictionary.

single axle group—see the *Road Transport (Vehicle Registration) Regulation 2000*, dictionary.

single motor vehicle means a motor vehicle that is not part of a combination.

special purpose vehicle—

- (a) means a vehicle if the primary purpose for which the vehicle was built, or permanently modified, was not the carriage of goods or passengers; and
- (b) includes—
 - (i) a concrete pump; and
 - (ii) a fire truck; and
- (c) does not include—
 - (i) a tow truck; or
 - (ii) an agricultural vehicle.

steerable axle—see the *Road Transport (Vehicle Registration) Regulation 2000*, dictionary.

tandem axle group—see the *Road Transport (Vehicle Registration) Regulation 2000*, dictionary.

total mass, for a vehicle or combination, means—

- (a) for a load-carrying vehicle or combination—the loaded mass of the vehicle or combination; and
- (b) for a non load-carrying vehicle or combination—the mass of the vehicle or combination together with—
 - (i) any goods, passengers or drivers in or on the vehicle or combination; and

- (ii) any fuel, water, lubricants or readily removable equipment carried in or on the vehicle or combination that is required for normal operation of the vehicle or combination; and
- (iii) any personal items used by a driver of the vehicle or combination; and
- (iv) anything that is normally removed from the vehicle or combination when the vehicle or combination is not in use.

tow coupling means a mechanical assembly by means of which a flexible connection is made between 2 vehicles in a combination.

tow truck—see the *Road Transport (Vehicle Registration) Regulation 2000*, dictionary.

tractor—see the *Road Transport (Vehicle Registration) Regulation 2000*, dictionary.

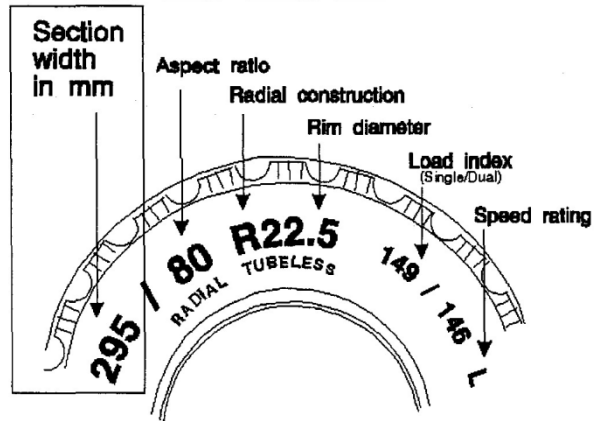
tri axle group—see the *Road Transport (Vehicle Registration) Regulation 2000*, dictionary.

twinsteer axle group—see the *Road Transport (Vehicle Registration) Regulation 2000*, dictionary.

tyre width means—

- (a) for a radial ply tyre—the number of millimetres marked on the tyre in the position labelled ‘Section width in mm’; and

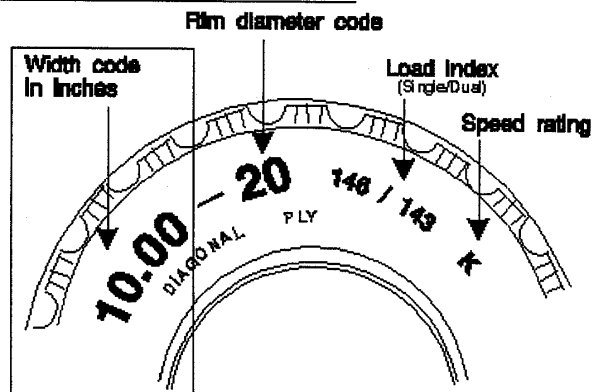
Radial Ply Tyre Size (metric)



Position of section width marking on radial ply tyre

- (b) for a bias-type tyre—the number of millimetres equal to 25.4 times the number marked on the tyre in the position labelled ‘Width code in inches’; and

Bias Ply Tyre Size (code)



Position of width code marking on diagonal or bias-type tyre

- (c) if no section width or width code is marked on a tyre—the tyre width in millimetres worked out by measuring the width of the

part of the tyre that normally comes into contact with the road surface.

ultra-low floor bus, for schedule 1 (Mass and loading requirements for heavy vehicles), division 1.1.2 (Mass limits for tyres, wheels and axles)—see schedule 1, section 1.6.

vehicle includes—

- (a) the vehicle's equipment; and
- (b) anything the vehicle is carrying that is essential for operating the vehicle.

warning light—see schedule 2 (Oversize and overmass vehicles), section 2.44.

warning sign—see schedule 2 (Oversize and overmass vehicles), section 2.47.

wheel includes a group of wheels mounted on an axle on one side of the longitudinal centre-line of a vehicle.

wheel load means the mass transmitted to the road by a wheel.

Endnotes

1 About the endnotes

Amending and modifying laws are annotated in the legislation history and the amendment history. Current modifications are not included in the republished law but are set out in the endnotes.

Not all editorial amendments made under the *Legislation Act 2001*, part 11.3 are annotated in the amendment history. Full details of any amendments can be obtained from the Parliamentary Counsel's Office.

Uncommenced amending laws are not included in the republished law. The details of these laws are underlined in the legislation history. Uncommenced expiries are underlined in the legislation history and amendment history.

If all the provisions of the law have been renumbered, a table of renumbered provisions gives details of previous and current numbering.

The endnotes also include a table of earlier republications.

2 Abbreviation key

A = Act	NI = Notifiable instrument
AF = Approved form	o = order
am = amended	om = omitted/repealed
amdt = amendment	ord = ordinance
AR = Assembly resolution	orig = original
ch = chapter	par = paragraph/subparagraph
CN = Commencement notice	pres = present
def = definition	prev = previous
DI = Disallowable instrument	(prev...) = previously
dict = dictionary	pt = part
disallowed = disallowed by the Legislative Assembly	r = rule/subrule
div = division	reloc = relocated
exp = expires/expired	renum = renumbered
Gaz = gazette	R[X] = Republication No
hdg = heading	RI = reissue
IA = Interpretation Act 1967	s = section/subsection
ins = inserted/added	sch = schedule
LA = Legislation Act 2001	sdiv = subdivision
LR = legislation register	SL = Subordinate law
LRA = Legislation (Republication) Act 1996	sub = substituted
mod = modified/modification	<u>underlining</u> = whole or part not commenced or to be expired

Endnotes

3 Legislation history

3 Legislation history

Road Transport (Mass, Dimensions and Loading) Regulation 2010 SL2010-4

notified LR 1 March 2010

s 1, s 2 commenced 1 March 2010

remainder commenced 3 March 2010 (s 2 and see Road Transport
(Mass, Dimensions and Loading) Act 2009 A2009-22, s 2 and LA s 79)

as amended by

Road Transport Legislation Amendment Regulation 2010 (No 3) SL2010-28 pt 4

notified LR 30 June 2010

s 1, s 2 commenced 30 June 2010 (LA s 75 (1))

pt 4 commenced 1 July 2010 (s 2 (2))

Road Transport (Vehicle Registration) Amendment Regulation 2011 (No 1) SL2011-28 sch 1 pt 1.2

notified LR 31 October 2011

s 1, s 2 commenced 31 October 2011 (LA s 75 (1))

sch 1 pt 1.2 commenced 1 November 2011 (s 2)

4 Amendment history

Commencement

s 2 om LA s 89 (4)

Mass, dimension, loading, etc for heavy vehicles

pt 2 hdg am SL2010-28 s 44

Road trains

pt 3 hdg am SL2010-28 s 44

Meaning of *gross road train mass rating*—pt 3

s 54 am SL2010-28 s 45; ss renum R2 LA; SL2011-28 amdt 1.2

Mass, dimension, loading, etc for all vehicles

pt 4 hdg am SL2010-28 s 46

Calculating wheel loads with measuring instruments

s 63 am SL2010-28 s 47

Mass if mass heavier than instrument's verified mass

s 66 am SL2010-28 s 48, s 49

Miscellaneous

pt 5 hdg am SL2010-28 s 50

Legislation amended—sch 3

s 70 om LA s 89 (3)

Transitional

pt 10 hdg exp 3 March 2011 (s 303 (LA s 88 declaration applies))

Meaning of *commencement day*—pt 10

s 300 exp 3 March 2011 (s 303 (LA s 88 declaration applies))

Transitional—permits

s 301 exp 3 March 2011 (s 303 (LA s 88 declaration applies))

Transitional effect—Legislation Act, s 88

s 302 exp 3 March 2011 (s 303 (LA s 88 declaration applies))

Expiry—pt 10

s 303 exp 3 March 2011 (s 303 (LA s 88 declaration applies))

Consequential amendments

sch 3 om LA s 89 (3)

Dictionary

dict def *measuring instrument* sub SL2010-28 s 51

Endnotes

5 Earlier republications

5 Earlier republications

Some earlier republications were not numbered. The number in column 1 refers to the publication order.

Since 12 September 2001 every authorised republication has been published in electronic pdf format on the ACT legislation register. A selection of authorised republications have also been published in printed format. These republications are marked with an asterisk (*) in column 1. Electronic and printed versions of an authorised republication are identical.

Republication No and date	Effective	Last amendment made by	Republication for
R1 3 Mar 2010	3 Mar 2010– 30 June 2010	not amended	new regulation
R2* 1 July 2010	1 July 2010– 3 Mar 2011	SL2010-28	amendments by SL2010-28
R3 4 Mar 2011	4 Mar 2011– 31 Oct 2011	SL2010-28	expiry of transitional provisions (pt 10)

© Australian Capital Territory 2011