



ACT Planning &
Land Authority

Signs General Code

March 2008

Contents

Introduction	1
Part A - General Development Controls	3
Element 1: Use.....	3
1.1 Permissible Signs	3
1.2 Content of Sign	3
1.3 Licensing.....	3
Element 2: Built Form	6
2.1 Awning Fascia Sign	6
2.2 Blind Sign.....	7
2.3 Business Plates	7
2.4 Canopy Sign	8
2.5 Changeable Message Sign	8
2.6 Construction Site Fence Sign	10
2.7 Display Home or Development Site Sales Sign	10
2.8 Event Sign	11
2.9 Fence Sign.....	12
2.10 Flag Pole Sign	12
2.11 Ground Sign.....	13
2.12 Hamper Sign.....	13
2.13 High Rise Building Sign	14
2.14 Inflatable Sign.....	14
2.15 Information Sign.....	15
2.16 Lantern Sign	15
2.17 Mobile Sign	16
2.18 Pole Sign	16
2.19 Projecting Sign.....	17
2.20 Pylon/Column Sign	18
2.21 Roof Sign	19
2.22 Stallboard Sign	19
2.23 Territory Sign	20
2.24 Under Awning Sign.....	20
2.25 Vertical Banner Building Sign	21
2.26 Vertical Banner Freestanding Sign.....	21
2.27 Wall Sign.....	22
2.28 Window Sign.....	22
Element 3: Sign Construction.....	24
3.1 Traffic Safety.....	24
3.2 Installation fixings	24
3.3 Animated or flashing signs	24
Element 4: Environment	25
4.1 National Capital Plan	25
4.2 Heritage	25
4.3 Trees.....	25
4.4 Environmental Control	25
Element 5: Appendix A: Description of sign types.....	27

Introduction

Application of this code

This General Code applies to the design, content and positioning of signs in the Territory in the code track and merit track. This code may also be used in the assessment of impact track developments.

Purpose of codes

Codes provide additional planning, design and environmental controls to support the zone objectives and assessable uses in the development tables.

The Codes are used by the Authority to assess development applications. The Codes therefore also provide guidance to intending applicants in designing their developments and preparing their development applications.

Each Code's controls are expressed as either **rules**, which are generally quantitative, or as qualitative **criteria**.

- Proposals in the **code track** must comply with all rules relevant to the development.
- Proposals in the **merit track** and **impact track** have the option to comply with the rules or criteria, unless the rule is mandatory. Where it is proposed to meet the criteria, the onus is on the applicant to demonstrate, by supporting plans and written documentation, that the proposed development satisfies the criteria and therefore the intent of the element.
- Proposals in the **impact track** also have the option to justify any non-compliance with the rules and the criteria, unless the rule is mandatory. Where it is proposed to not meet the rules and the criteria, the onus is on the applicant to justify the non-compliance by demonstrating that the proposed development is consistent with the relevant principles of the Statement of Strategic Directions. Supporting plans and written documentation, providing consideration of the relevant Intents of the Code and the Zone objectives, are to accompany the development application.

Structure of codes

The Signs General Code has one Part:

Part A – General Development Controls provide general controls that are applicable to all Transport and Services Zones.

Each Part is divided into sections referred to as **Elements**.

Each Element consists of Intents and Items under which are Rules and Criteria.

Intent describes the purpose of the development controls

Rules provide the quantitative, or definitive, controls for development

Criteria provide the qualitative controls for development

In some instances, there are rules that are mandatory. For clarity of use, the mandatory rules are emphasized by the following words: “**This is a mandatory requirement. There are no applicable criteria**”. Non-compliance with these provisions will result in the refusal of a development application. Conversely, the words “**There is no rule applicable**” is used when controls cannot be quantitative or definitive and only criteria exist.

Further information

Please refer to the Development Application Guide [to be prepared], for more information on preparing applications under the Territory Plan, including the use of assessment codes.

Definitions:

a) **Principal Signage** is the predominant signage on any site that relates to:

- i) building name;
- ii) name of occupier/business, address and telephone number;
- iii) nature of business carried out on the premises;
- iv) advertising of products made or services provided on the premises;
- v) business insignia, trademarks, emblems, logos, etc. of the occupier;
- vi) directional information;
- vii) public notice information; and
- viii) particulars of any activities held or to be held at the place or premises.

b) **Second Party Advertising Signage**

Second Party Signs are advertisements for products not initiated on the site, but are associated with the business in its day-to-day business activity, for example signs advertising particular brands of products sold or distributed.

c) **Third Party Advertising Signage**

Third Party Signs are advertisements:

- i) displaying the name, logo and/or symbol of a company or other organisation that does not own or substantially occupy the land;
- ii) for a product, activity or event not sold or occurring on the land; or
- iii) displaying sponsorship details.

Part A - General Development Controls

Element 1: Use

Intent:

- a) To ensure that signs are a type appropriate for the zone and contain appropriate content for the location
- b) To ensure that advertisements and signs do not compromise the role of the Territory as the setting of the National Capital and Seat of Government of the Commonwealth
- c) To ensure that signs and advertisements complement the attractiveness, safety, legibility and amenity of the natural, modified and built environments both by day and night
- d) To ensure that signs and advertisements are not incompatible with the existing or future desired character of the locality
- e) To support the role of signs and advertising as an important factor in identifying the commercial character and vitality in locations such as ground floor level retail, mixed services and industrial areas
- f) To establish provisions for signage in a specified area which create and coordinate a particular design theme
- g) To ensure appropriate agreement is established for proposals that are on or encroach into Territory Land

Rules	Criteria
1.1 Permissible Signs	
R1 The sign type and location comply with Table 1. Signs Permissible in Zones.	C1 The Sign meets the requirements of C4
1.2 Content of Sign	
R2 The sign content and sign location comply with Table 2. Allowable Signage Content and Location.	C2 The Sign meets the requirements of C4
1.3 Licensing	
R3 A fixed Sign that is designed or located so that it encroaches on, over, or into unleased Territory land, has a valid licence agreement with the Territory for the sign that has been issued under Part 9.11 of the <i>Planning and Development Act 2007</i> .	C3 If development approval is granted for a fixed Sign that is designed or located so that it encroaches on, over, or into unleased Territory Land a condition of approval will be imposed requiring the applicant to enter into a licence agreement with the Territory prior to the approval of the encroaching signage taking effect.

Table 1. Signs Permissible in Zones

Sign Type	Zone										
	Commercial						Residential	Industrial	Community Facility	Urban Parks and Recreation	Other
	C1	C2	C3	C4	C5	C6					
Awning Fascia Sign	Y	Y	Y	Y	Y	Y		Y	Y	Y	Y
Blind Sign	Y	Y	Y	Y	Y	Y		Y	Y	Y	Y
Business Plates	Y	Y	Y	Y	Y	Y	Y	Y	Y	Y	Y
Canopy Signs	Y	Y	Y	Y	Y	Y		Y	Y	Y	Y
Changeable Message Sign	Y	Y	Y	Y	Y	Y		Y	Y	Y	Y
Construction Site Fence Sign (T)	Y	Y	Y	Y	Y	Y	Y	Y	Y	Y	Y
Display/Development Site Sales Sign (T)	Y	Y	Y	Y	Y	Y	Y	Y	Y	Y	Y
Event Sign (T)	Y	Y	Y	Y	Y	Y	Y	Y	Y	Y	Y
Fence Sign	Y	Y	Y	Y	Y	Y		Y		Y	Y
Flag Pole Sign	Y	Y	Y	Y	Y	Y		Y	Y	Y	Y
Ground Sign	Y	Y	Y	Y	Y	Y	Y	Y	Y	Y	Y
Hamper Sign	Y	Y	Y	Y	Y	Y		Y	Y	Y	Y
High Rise Building Sign	Y	Y	Y	Y	Y	Y	Y	Y	Y	Y	Y
Inflatable Sign (T)	Y	Y	Y	Y	Y	Y		Y	Y	Y	Y
Information Sign	Y	Y	Y	Y	Y	Y	Y	Y	Y	Y	Y
Lantern Sign	Y	Y	Y	Y	Y	Y	Y	Y	Y	Y	Y
Mobile Sign	Y	Y	Y	Y		Y		Y	Y	Y	Y
Pole Sign	Y	Y	Y	Y	Y	Y		Y	Y	Y	Y
Projecting Sign	Y	Y	Y	Y	Y	Y		Y	Y	Y	Y
Pylon/Column Sign	Y	Y	Y	Y	Y	Y		Y	Y	Y	Y
Roof Sign	Y	Y	Y	Y	Y	Y		Y	Y	Y	Y
Stallboard Sign	Y	Y	Y	Y	Y	Y		Y	Y	Y	Y
Territory Signs	Y	Y	Y	Y	Y	Y	Y	Y	Y	Y	Y
Under Awning Sign	Y	Y	Y	Y	Y	Y		Y	Y	Y	Y
Vertical Banner Building Sign	Y	Y	Y	Y		Y		Y	Y	Y	Y
Vertical Banner Freestanding Sign	Y	Y	Y	Y		Y		Y	Y	Y	Y
Wall Sign	Y	Y	Y	Y	Y	Y		Y	Y	Y	Y
Window Sign	Y	Y	Y	Y	Y	Y		Y	Y	Y	Y

Y The sign type is permissible within that zone.

(T) The sign is temporary and approval is time limited.

Table 2. Allowable Signage Content and Location

Location of Principal, Second and Third Party Signage								
	Commercial and Industrial Zones				Other Zones			
	Ground Floor	1st Storey	Above 1st Storey	Free Standing Sign	Ground Floor	1st Storey	Above 1st Storey	Free Standing Sign
Principal Signage	Y	Y	Y¹	Y	Y	Y¹	Y¹	Y
Second Party Advertising Signage	Y	Y²	N	Y²	Y	N	N	N
Third Party Signage	Y²	N	N	N	N	N	N	N

Y content of sign which is permitted.
N Content of sign not permitted.
Y¹ Signage content limited to building name and corporate logos.
Y² Size limited to 2 square metres or 20% of the area of the sign, whichever is the lesser.

Element 2: Built Form

Intent:

- a) To ensure signs are designed and positioned to enhance and enliven the natural and built environment, in addition to informing, directing and advising, and assist in the legibility of the area
- b) To restrict the number of advertising signs per site to minimised and avoid visual clutter and to avoid one sign obscuring another
- c) To ensure signs do not unnecessarily repeat or duplicate similar signs
- d) To ensure the original architectural character, set by the lines of awnings, windows, doors parapet lines, etc. remains dominant

Rules	Criteria
2.1 Awning Fascia Sign	
<p>R4</p> <p>Maximum Extent: Not projecting above or below the fascia.</p>	<p>C4</p> <p>Signs must:</p> <ul style="list-style-type: none"> a) Not create a hazard to traffic or pedestrians; b) Be of a character and design standard consistent with the objectives and controls for the relevant zone and locality; c) Recognise the heritage values of sites; d) Not compromise the role of the Territory as the setting of the National Capital and Seat of Government of the Commonwealth; e) Complement the streetscape and amenity of the locality by virtue of its size, location, illumination, utilisation of complementary shapes, forms, colours, durable quality materials and design concepts; f) If affixed to a building, complement the architectural style of the building by virtue of its size, location, illumination, utilisation of complementary shapes, forms, colours, durable quality materials and design concepts; and g) Not unnecessarily repeat or duplicate similar signs.
<p>R5</p> <p>Maximum Thickness: 200mm out from fascia.</p>	<p>C5</p> <p>The Sign meets the requirements of C4</p>
<p>R6</p> <p>Illumination: Not illuminated.</p>	<p>C6</p> <p>The Sign meets the requirements of C4 and the illumination of the sign;</p>

Rules	Criteria
	<ul style="list-style-type: none"> a) minimises the spill effects or escape of light into the night sky; and b) eliminates shadows and promotes the safety of adjoining public areas; and c) the intensity of lighting and hours of illumination do not unreasonable impact on any residential properties.
<p>R7</p> <p>Minimum setback of 1200mm from the sign to the road kerb/shoulder.</p>	<p>This is a mandatory requirement. There is no applicable criterion.</p>
2.2 Blind Sign	
<p>R8</p> <p>Minimum clearance between the lower most point of the sign and the pathway: 2.4 metres.</p>	<p>C8</p> <p>The Sign meets the requirements of C4</p>
<p>R9</p> <p>Maximum number: 1 per shop frontage.</p>	<p>C9</p> <p>The Sign meets the requirements of C4</p>
<p>R10</p> <p>Illumination: Not illuminated.</p>	<p>C10</p> <p>The Sign meets the requirements of C4 and the illumination of the sign;</p> <ul style="list-style-type: none"> a) minimises the spill effects or escape of light into the night sky; and b) eliminates shadows and promotes the safety of adjoining public areas; and c) the intensity of lighting and hours of illumination do not unreasonable impact on any residential properties.
<p>R11</p> <p>Minimum setback of 1200mm from the sign to the road kerb/shoulder.</p>	<p>This is a mandatory requirement. There is no applicable criterion.</p>
2.3 Business Plates	
<p>R12</p> <p>Maximum surface area per residence in a residential zone: 0.2 m².</p>	<p>C12</p> <p>The Sign meets the requirements of C4</p>
<p>R13</p> <p>Maximum surface area per business occupant of premises in zones other than residential: 0.2 m².</p>	<p>C13</p> <p>The Sign meets the requirements of C4</p>
<p>R14</p> <p>Illumination: Not illuminated.</p>	<p>C14</p> <p>The Sign meets the requirements of C4 and the illumination of the sign;</p> <ul style="list-style-type: none"> a) minimises the spill effects or escape of light

Rules	Criteria
	<p>into the night sky; and</p> <p>b) eliminates shadows and promotes the safety of adjoining public areas; and</p> <p>c) the intensity of lighting and hours of illumination do not unreasonable impact on any residential properties.</p>
2.4 Canopy Sign	
<p>R15</p> <p>Minimum clearance between the lower most point of the sign and the pathway: 2.4 metres.</p>	<p>This is a mandatory requirement. There is no applicable criterion.</p>
<p>R16</p> <p>Maximum number: 1 per shop frontage.</p>	<p>C16</p> <p>The Sign meets the requirements of C4</p>
<p>R17</p> <p>Minimum setback of 1200mm from the sign to the road kerb/shoulder.</p>	<p>This is a mandatory requirement. There is no applicable criterion.</p>
<p>R18</p> <p>Illumination: Not illuminated.</p>	<p>C18</p> <p>The Sign meets the requirements of C4 and the illumination of the sign;</p> <p>a) minimises the spill effects or escape of light into the night sky; and</p> <p>b) eliminates shadows and promotes the safety of adjoining public areas; and</p> <p>c) the intensity of lighting and hours of illumination do not unreasonable impact on any residential properties.</p>
2.5 Changeable Message Sign	
<p>R19</p> <p>Maximum number: 1 per block frontage.</p>	<p>C19</p> <p>The Sign meets the requirements of C4</p>
<p>R20</p> <p>Maximum Surface Area: 2.5m².</p>	<p>C20</p> <p>The Sign meets the requirements of C4</p>
<p>R21</p> <p>Illumination: Not illuminated.</p>	<p>C21</p> <p>The Sign meets the requirements of C4 and the illumination of the sign;</p> <p>a) minimises the spill effects or escape of light into the night sky; and</p> <p>b) eliminates shadows and promotes the safety of adjoining public areas; and</p> <p>c) the intensity of lighting and hours of illumination do not unreasonable impact on any residential properties.</p>

Rules	Criteria
2.6 Construction Site Fence Sign	
R22 Maximum Surface Area: A 1m x 1m square for each metre of length of the fence.	C22 The Sign meets the requirements of C4
R23 Illumination: Not illuminated.	C23 The Sign meets the requirements of C4 and the illumination of the sign; a) minimises the spill effects or escape of light into the night sky; and b) eliminates shadows and promotes the safety of adjoining public areas; and c) the intensity of lighting and hours of illumination do not unreasonable impact on any residential properties.
2.7 Display Home or Development Site Sales Sign	
R24 Maximum Number for a single display home: One.	C24 The Sign meets the requirements of C4
R25 Maximum sign surface area for a single display home: 3.0m ² .	C25 The Sign meets the requirements of C4
R26 Maximum number for a multi dwelling display home or development site: a) Not more than one per frontage unless the frontage exceeds 100 metres and such signs are not closer than 60 metres.	C26 The Sign meets the requirements of C4
R27 Maximum sign surface area for a multi dwelling display home or development site: a) 6 m ² if a single faced sign b) 12 m ² for a double faced sign.	C27 The Sign meets the requirements of C4
R28 Maximum sign surface area for subdivision estate: 20 m ² .	C28 The Sign meets the requirements of C4
R29 Illumination: Not illuminated.	C29 The Sign meets the requirements of C4 and the illumination of the sign; a) minimises the spill effects or escape of light into the night sky; and

Rules	Criteria
	<ul style="list-style-type: none"> b) eliminates shadows and promotes the safety of adjoining public areas; and c) the intensity of lighting and hours of illumination do not unreasonable impact on any residential properties.
<p>R30</p> <p>Minimum setback of 1200mm from the sign to the road kerb/shoulder.</p>	<p>This is a mandatory requirement. There is no applicable criterion.</p>
<p>R31</p> <p>The sign is not erected, fixed or displayed for more than two weeks in any calendar year.</p>	<p>C31</p> <p>The Sign meets the requirements of C4</p>
2.8 Event Sign	
<p>R32</p> <p>Maximum Number: One per frontage.</p>	<p>C32</p> <p>The Sign meets the requirements of C4</p>
<p>R33</p> <p>Maximum surface area: 6 m².</p>	<p>C33</p> <p>The Sign meets the requirements of C4</p>
<p>R34</p> <p>Maximum surface area for sponsorship component: 20%.</p>	<p>C34</p> <p>The Sign meets the requirements of C4</p>
<p>R35</p> <p>Illumination: Not illuminated.</p>	<p>C35</p> <p>The Sign meets the requirements of C4 and the illumination of the sign;</p> <ul style="list-style-type: none"> a) minimises the spill effects or escape of light into the night sky; and b) eliminates shadows and promotes the safety of adjoining public areas; and c) the intensity of lighting and hours of illumination do not unreasonable impact on any residential properties.
<p>R36</p> <p>The sign is not erected, fixed or displayed for more than two weeks in any calendar year.</p>	<p>C36</p> <p>The Sign meets the requirements of C4</p>

Rules	Criteria
2.9 Fence Sign	
R37 Maximum number: One per frontage.	C37 The Sign meets the requirements of C4
R38 Illumination: Not illuminated.	C38 The Sign meets the requirements of C4 and the illumination of the sign; <ul style="list-style-type: none"> a) minimises the spill effects or escape of light into the night sky; and b) eliminates shadows and promotes the safety of adjoining public areas; and c) the intensity of lighting and hours of illumination do not unreasonable impact on any residential properties.
R39 There is no rule applicable.	C39 The Sign meets the requirements of C4
2.10 Flag Pole Sign	
R40 Maximum Surface Area: 3 m ² .	C40 The Sign meets the requirements of C4
R41 Illumination: Not illuminated.	C41 The Sign meets the requirements of C4 and the illumination of the sign; <ul style="list-style-type: none"> a) minimises the spill effects or escape of light into the night sky; and b) eliminates shadows and promotes the safety of adjoining public areas; and c) the intensity of lighting and hours of illumination do not unreasonable impact on any residential properties.
R42 Minimum setback of 1200mm from the sign to the road kerb/shoulder.	This is a mandatory requirement. There is no applicable criterion.

Rules	Criteria
2.11 Ground Sign	
R43 Name signs of development estates must include the suburb name.	This is a mandatory requirement. There is no applicable criterion.
R44 When in a residential zone, only permitted where used to name a multi-unit development site or suburb.	This is a mandatory requirement. There is no applicable criterion.
R45 Maximum height: 2.0 metres.	C45 The Sign meets the requirements of C4
R46 Maximum surface area: 4.5 m ² .	C46 The Sign meets the requirements of C4
R47 Minimum setback from side boundary: 3 metres.	C47 The Sign meets the requirements of C4
R48 Maximum number: One per frontage.	C48 The Sign meets the requirements of C4
R49 Illumination: Not illuminated.	C49 The Sign meets the requirements of C4 and the illumination of the sign; a) minimises the spill effects or escape of light into the night sky; and b) eliminates shadows and promotes the safety of adjoining public areas; and c) the intensity of lighting and hours of illumination do not unreasonable impact on any residential properties.
R50 Minimum setback of 1200mm from the sign to the road kerb/shoulder.	This is a mandatory requirement. There is no applicable criterion.
2.12 Hamper Sign	
R51 Maximum Thickness: 300mm	C51 The Sign meets the requirements of C4
R52 Maximum size: No greater than 20 percent of the area of the window of which it is located.	C52 The Sign meets the requirements of C4
R53 Illumination: Not illuminated.	C53 The Sign meets the requirements of C4 and the

Rules	Criteria
	illumination of the sign; <ul style="list-style-type: none"> a) minimises the spill effects or escape of light into the night sky; and b) eliminates shadows and promotes the safety of adjoining public areas; and c) the intensity of lighting and hours of illumination do not unreasonable impact on any residential properties.
2.13 High Rise Building Sign	
R54 There is no rule applicable.	C54 Maximum Extent: Contained within the actual or created outline of a building or appears as if it was part of the original building if part of a structure creating a changed building outline.
R55 There is no rule applicable.	C55 Character: Consist of separate characters and symbols.
R56 Maximum Number: One per building frontage.	C56 The Sign meets the requirements of C4
R57 Illumination: Not illuminated.	C57 The Sign meets the requirements of C4 and the illumination of the sign; <ul style="list-style-type: none"> a) minimises the spill effects or escape of light into the night sky; and b) eliminates shadows and promotes the safety of adjoining public areas; and c) the intensity of lighting and hours of illumination do not unreasonable impact on any residential properties.
2.14 Inflatable Sign	
There is no applicable rule.	C58 The Sign meets the requirements of C4 and if illuminated, the illumination of the sign; <ul style="list-style-type: none"> a) minimises the spill effects or escape of light into the night sky; and b) eliminates shadows and promotes the safety of adjoining public areas; and c) the intensity of lighting and hours of illumination do not unreasonable impact on any residential properties.

Rules	Criteria
2.15 Information Sign	
R59 Maximum surface area: 0.6 m ² .	C59 The Sign meets the requirements of C4
R60 Maximum Height: 2 metres.	C60 The Sign meets the requirements of C4
R61 Illumination: Not illuminated.	C61 The Sign meets the requirements of C4 and the illumination of the sign; a) minimises the spill effects or escape of light into the night sky; and b) eliminates shadows and promotes the safety of adjoining public areas; and c) the intensity of lighting and hours of illumination do not unreasonable impact on any residential properties.
R62 Minimum setback of 1200mm from the sign to the road kerb/shoulder.	This is a mandatory requirement. There is no applicable criterion.
2.16 Lantern Sign	
R63 Maximum number for a Home Business: One.	C63 The Sign meets the requirements of C4
R64 Maximum edge dimension of lantern: 500mm.	C64 The Sign meets the requirements of C4
R65 Maximum height: 2 metres.	C65 The Sign meets the requirements of C4
R66 Illumination: the vertical illumination resulting from direct, reflected or other incidental light emanating from the advertising devices does not exceed 8 lux when measured at or above ground level, at any point 1.5 metres outside the boundary of the lease on which it is located.	C66 The Sign meets the requirements of C4 and the illumination of the sign; a) minimises the spill effects or escape of light into the night sky; and b) eliminates shadows and promotes the safety of adjoining public areas; and c) the intensity of lighting and hours of illumination do not unreasonable impact on any residential properties.
R67 Minimum setback of 1200mm from the sign to the	This is a mandatory requirement. There is no

Rules	Criteria
road kerb/shoulder.	applicable criterion.
2.17 Mobile Sign	
R68 Maximum surface area: 2.5 m ² .	C68 The Sign meets the requirements of C4
R69 Maximum number: One per block frontage.	C69 The Sign meets the requirements of C4
R70 Movable signs are located clear of pedestrian and vehicular access-ways.	C70 The Sign meets the requirements of C4
R71 Illumination: Not illuminated.	C71 The Sign meets the requirements of C4 and if illuminated, the illumination of the sign; a) minimises the spill effects or escape of light into the night sky; and b) eliminates shadows and promotes the safety of adjoining public areas; and c) the intensity of lighting and hours of illumination do not unreasonable impact on any residential properties.
R72 Minimum setback of 1200mm from the sign to the road kerb/shoulder.	This is a mandatory requirement. There is no applicable criterion.
2.18 Pole Sign	
R73 Maximum number: One two sided pole sign per site.	C73 The Sign meets the requirements of C4
R74 Maximum surface area: 4.5 square metres per side, for a maximum of two sides.	C74 The Sign meets the requirements of C4
R75 Maximum height above ground: 4.5 metres.	C75 The Sign meets the requirements of C4
R76 Minimum setback from side boundary: 3 metres.	C76 The Sign meets the requirements of C4

Rules	Criteria
<p>R77</p> <p>Content: Name signs of development estates must include the suburb name.</p>	<p>C77</p> <p>This is a mandatory rule. There are no criteria.</p>
<p>R78</p> <p>Illumination: Not illuminated.</p>	<p>C78</p> <p>The Sign meets the requirements of C4 and the illumination of the sign;</p> <ul style="list-style-type: none"> a) minimises the spill effects or escape of light into the night sky; and b) eliminates shadows and promotes the safety of adjoining public areas; and c) the intensity of lighting and hours of illumination do not unreasonable impact on any residential properties.
<p>R79</p> <p>Minimum setback of 1200mm from the sign to the road kerb/shoulder.</p>	<p>This is a mandatory requirement. There is no applicable criterion.</p>
<p>2.19 Projecting Sign</p>	
<p>R80</p> <p>Minimum clearance between the lowermost point of the sign and the pathway: 2.4 metres.</p>	<p>C80</p> <p>This is a mandatory rule. There are no criteria.</p>
<p>R81</p> <p>Maximum number: One per building frontage.</p>	<p>C81</p> <p>The Sign meets the requirements of C4</p>
<p>R82</p> <p>Orientation: Vertical.</p>	<p>C82</p> <p>The Sign meets the requirements of C4</p>
<p>R83</p> <p>Extent: Not project above the height of the building.</p>	<p>C83</p> <p>The Sign meets the requirements of C4</p>
<p>R84</p> <p>Illumination: Not illuminated.</p>	<p>C84</p> <p>The Sign meets the requirements of C4 and the illumination of the sign;</p> <ul style="list-style-type: none"> a) minimises the spill effects or escape of light into the night sky; and b) eliminates shadows and promotes the safety of adjoining public areas; and c) the intensity of lighting and hours of illumination do not unreasonable impact on any residential properties.
<p>R85</p> <p>Minimum setback of 1200mm from the sign to the</p>	<p>This is a mandatory requirement. There is no</p>

Rules	Criteria
road kerb/shoulder.	applicable criterion.
R86 There is no rule applicable.	C86 The Sign meets the requirements of C4
2.20 Pylon/Column Sign	
R87 There is no rule applicable.	C87 Aspect: Not to be erected to expose an unsightly back view of the sign.
R88 Maximum surface area: 6 m ² per side, for a maximum of two sides if back-to-back or four sides if a column design.	C88 The Sign meets the requirements of C4
R89 Maximum height above the ground: 6 metres.	C89 The sign is the height of a building in close proximity, but does not exceed 8 metres.
R90 There is no rule applicable.	C90 Setting: Erected within a landscaped environment.
R91 Maximum number: Not more than one Pylon sign per frontage to be erected on a site unless the frontage exceeds 100 metres and such signs are not closer than 60 metres.	C91 The Sign meets the requirements of C4
R92 Content: Name signs of development estates must include the suburb name.	C92 The Sign meets the requirements of C4
R93 Minimum setback from side boundary: 3 metres.	C93 The Sign meets the requirements of C4
R94 Minimum setback of 1200mm from the sign to the road kerb/shoulder.	This is a mandatory requirement. There is no applicable criterion.
R95 Illumination: Not illuminated.	C95 The Sign meets the requirements of C4 and the illumination of the sign; a) minimises the spill effects or escape of light into the night sky; and

Rules	Criteria
	<ul style="list-style-type: none"> b) eliminates shadows and promotes the safety of adjoining public areas; and c) the intensity of lighting and hours of illumination do not unreasonable impact on any residential properties.
2.21 Roof Sign	
<p>R96</p> <p>There is no rule applicable.</p>	<p>C96</p> <p>Extent: Contained within the actual or created outline of a building or appear as if it were part of the original building if part of a structure creating a changed building outline.</p>
<p>R97</p> <p>There is no rule applicable.</p>	<p>C97</p> <p>Character: Consist of separate characters and symbols.</p>
<p>R98</p> <p>Maximum number: One per building frontage.</p>	<p>C98</p> <p>The Sign meets the requirements of C4</p>
<p>R99</p> <p>Illumination: Not illuminated.</p>	<p>C99</p> <p>The Sign meets the requirements of C4 and the illumination of the sign;</p> <ul style="list-style-type: none"> a) minimises the spill effects or escape of light into the night sky; and b) eliminates shadows and promotes the safety of adjoining public areas; and c) the intensity of lighting and hours of illumination do not unreasonable impact on any residential properties.
<p>R100</p> <p>There is no rule applicable.</p>	<p>C100</p> <p>The Sign meets the requirements of C4</p>
2.22 Stallboard Sign	
<p>R101</p> <p>Fixing: Fitted flush</p>	<p>C101</p> <p>The Sign meets the requirements of C4</p>
<p>R102</p> <p>Maximum size: No greater than 20 percent of the area of the window of which it is located.</p>	<p>C102</p> <p>The Sign meets the requirements of C4</p>
<p>R103</p> <p>Illumination: Not illuminated.</p>	<p>C103</p> <p>The Sign meets the requirements of C4 and the illumination of the sign;</p> <ul style="list-style-type: none"> a) minimises the spill effects or escape of light

Rules	Criteria
	<p>into the night sky; and</p> <p>b) eliminates shadows and promotes the safety of adjoining public areas; and</p> <p>c) the intensity of lighting and hours of illumination do not unreasonable impact on any residential properties.</p>
2.23 Territory Sign	
<p>R104</p> <p>The sign meets the specific sign type requirements contained in this code and are constructed by or on behalf of the Territory.</p>	<p>C104</p> <p>The Sign meets the requirements of C4 and are constructed by or on behalf of the Territory.</p>
<p>R105</p> <p>a) Within road reservations and on unleased Territory land signage content is limited to the message requirements of the Territory Government and traffic control; and</p> <p>b) Content is to relate to directional information for identifying locations, buildings, services and events; and</p> <p>c) Commercial business names or logos are not permitted.</p>	<p>C105</p> <p>The Sign meets the requirements of C4</p>
2.24 Under Awning Sign	
<p>R106</p> <p>Orientation: At right angles to the building frontage.</p>	<p>C106</p> <p>The Sign meets the requirements of C4</p>
<p>R107</p> <p>Minimum clearance between the lowermost point of the sign and the pathway: 2.4 metres.</p>	<p>This is a mandatory requirement. There is no applicable criterion.</p>
<p>R108</p> <p>Extent: Not to project beyond any awning or verandah.</p>	<p>C108</p> <p>The Sign meets the requirements of C4</p>
<p>R109</p> <p>Location: Central to each shop or tenancy or shopping arcade entrance.</p>	<p>C109</p> <p>The Sign meets the requirements of C4</p>
<p>R110</p> <p>Minimum distance between under awning signs: 3 metres.</p>	<p>C110</p> <p>The Sign meets the requirements of C4</p>
<p>R111</p> <p>Maximum sign dimension: 2.5 metres long, 0.6 metres high and 0.3 metres wide.</p>	<p>C111</p> <p>The Sign meets the requirements of C4</p>

Rules	Criteria
R112 Minimum setback from side boundary: 1.5 metres.	C112 The Sign meets the requirements of C4
R113 Minimum setback of 1200mm from the sign to the road kerb/shoulder.	This is a mandatory requirement. There is no applicable criterion.
R114 Illumination: Not illuminated.	C114 The Sign meets the requirements of C4 and the illumination of the sign; a) minimises the spill effects or escape of light into the night sky; and b) eliminates shadows and promotes the safety of adjoining public areas; and c) the intensity of lighting and hours of illumination do not unreasonable impact on any residential properties.
2.25 Vertical Banner Building Sign	
R115 Maximum Height: Not to project above the height of the building.	C115 The Sign meets the requirements of C4
R116 Minimum clearance between the lowermost point of the sign and the pathway: 2.4 metres.	This is a mandatory requirement. There is no applicable criterion.
R117 Minimum setback of 1200mm from the sign to the road kerb/shoulder.	This is a mandatory requirement. There is no applicable criterion.
R118 Maximum surface area: 6 m ² per side, for a maximum of two sides.	C118 The Sign meets the requirements of C4
R119 Illumination: Not illuminated.	C119 The Sign meets the requirements of C4 and the illumination of the sign; a) minimises the spill effects or escape of light into the night sky; and b) eliminates shadows and promotes the safety of adjoining public areas; and c) the intensity of lighting and hours of illumination do not unreasonable impact on any residential properties.
2.26 Vertical Banner Freestanding Sign	

Rules	Criteria
R120 Maximum Height: 4 metres.	C120 The Sign meets the requirements of C4
R121 Maximum Banner width: 0.75 metres.	C121 The Sign meets the requirements of C4
R122 Minimum setback from side boundary: 3 metres.	C122 The Sign meets the requirements of C4
R123 Maximum Number: One Vertical Banner freestanding sign per frontage to be erected on a site unless the frontage exceeds 100 metres and such signs are not closer than 60 metres.	C123 The Sign meets the requirements of C4
R124 Minimum setback of 1200mm from the sign to the road kerb/shoulder.	This is a mandatory requirement. There is no applicable criterion.
R125 Illumination: Not illuminated.	C125 The Sign meets the requirements of C4 and the illumination of the sign; a) minimises the spill effects or escape of light into the night sky; and b) eliminates shadows and promotes the safety of adjoining public areas; and c) the intensity of lighting and hours of illumination do not unreasonable impact on any residential properties.
2.27 Wall Sign	
R126 Maximum thickness: 300mm.	C126 The Sign meets the requirements of C4
R127 Maximum number: One per tenancy.	C127 The Sign meets the requirements of C4
R128 Maximum surface area: 20% of wall space or 6 square metres, whichever is the lesser.	C128 The Sign meets the requirements of C4
R129 Location: Ground floor level and first floor level only.	This is a mandatory requirement. There is no applicable criterion.
2.28 Window Sign	

Rules	Criteria
R130 Maximum surface area of sign: 25% of the area of the glass panel or panels on which it is displayed.	C130 The Sign meets the requirements of C4
R131 Illumination: Not illuminated.	C131 The Sign meets the requirements of C4

Element 3: Sign Construction

Intent:

- a) To allow signs complement the streetscape and amenity of the locality
- b) To ensure that signs affixed to a building, complement the architectural style of the building

Rules	Criteria
3.1 Traffic Safety	
<p>R132</p> <p>A sign must not:</p> <ul style="list-style-type: none"> a) Obstruct pedestrians' view of traffic, or vehicle drivers' view of pedestrians, other traffic, or the road ahead; or b) Create confusion for drivers at critical locations, (such as intersections, traffic signals, or merging and weaving situations), due to the design, message/pictures, colours and location of the sign. 	<p>This is a mandatory requirement. There is no applicable criterion.</p>
3.2 Installation fixings	
<p>R133</p> <p>No support, fixing, suspension or other systems required for the installation of a sign are exposed, unless designed as an integral feature of the sign.</p>	<p>C133</p> <p>Conduits, wiring, switches or the mounting of other apparatus are discreetly placed and out of general view.</p>
<p>R134</p> <p>A sign must not be nailed or similarly fixed to a tree.</p>	<p>This is a mandatory requirement. There is no applicable criterion.</p>
3.3 Animated or flashing signs	
<p>R135</p> <p>Signs do not contain animated or flashing elements.</p>	<p>C135</p> <p>The sign meets the requirements of C4</p>

Element 4: Environment

Intent:


- a) To provide for sustainable development that does not have adverse impacts on the surrounding environment
- b) To ensure that signage proposals in areas subject to special requirements of the National Capital Plan are not inconsistent with the National Capital Plan
- c) To ensure that signage on places on the Heritage Register appropriately recognises the heritage value of the site

Rules	Criteria
4.1 National Capital Plan	
R136 There are no National Capital Plan requirements that apply to the development.	C136 Where a development is subject to Special Requirements under the National Capital Plan (including any relevant Development Control Plan) the development is not inconsistent with the Special Requirements.
4.2 Heritage	
R137 In accordance with section 145(2) of the <i>Planning and Development Act 2007</i> , applications for development on land or buildings subject to interim or full heritage registration are to be accompanied by advice from the Heritage Council stating that the development meets the requirements of the <i>Heritage Act 2004</i> .	C137 If advice from the Heritage Council is required, but not provided, then the application will be referred to the Heritage Council in accordance with the requirements of the <i>Planning and Development Act 2007</i> .
4.3 Trees	
R138 In accordance with section 145(2) of the <i>Planning and Development Act 2007</i> , where the development proposal requires groundwork within the tree protection zone of a protected tree, or is likely to cause damage to or removal of, any protected trees, the application must be accompanied by a Tree Management Plan approved under the <i>Tree Protection Act 2005</i> . Note: "Protected tree" is defined under the <i>Tree Protection Act 2005</i> .	C138 If an approved Tree Management Plan is required, but not provided, then a draft Tree Management Plan is to accompany the application. The draft Tree Management Plan will be referred to the relevant agency in accordance with the requirements of the <i>Planning and Development Act 2007</i> .
4.4 Environmental Control	
R139 A sign must not be nailed or similarly fixed to a tree.	This is a mandatory requirement. There is no applicable criterion.

Element 5: Appendix A: Description of sign types


Awning/Fascia Sign

An Awning/Fascia Sign is an advertisement painted or otherwise affixed to the fascia of a building, an awning, verandah or return end of an awning.



Blind Sign


A Blind Sign is an advertisement painted on or otherwise affixed to solid or flexible material suspended from the edge of an awning, verandah, or wall.



Business Plate Sign

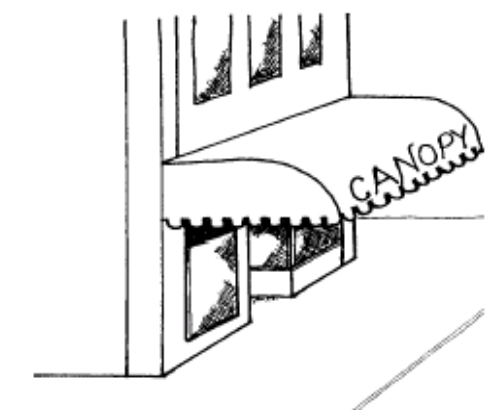
A Business Plate Sign is a small advertisement identifying the name and/or trade, business or calling of the occupant or business premises.

A Business Plate Sign may be painted or affixed to a wall, or freestanding.



Canopy Sign

A Canopy Sign is an advertisement, painted or otherwise affixed, to a canopy, whether the canopy is constructed from flexible or solid material.



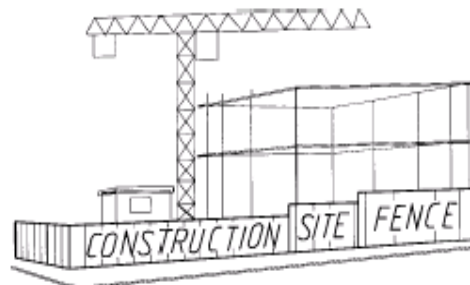
Changeable Message Sign

A Changeable Message Sign is an advertisement which allows the message to be readily changed.




Construction Site Fence Sign (Temporary)

A Construction Site Fence Sign is an advertisement painted or otherwise affixed flat on a temporary safety fence of a construction site, usually along a boundary of the site.



Display Home/Development Site Sales Sign (Temporary)

A Display Home/Development Site Sales Sign is an advertisement to facilitate the sale; auction or leasing of a group of houses or building sites.



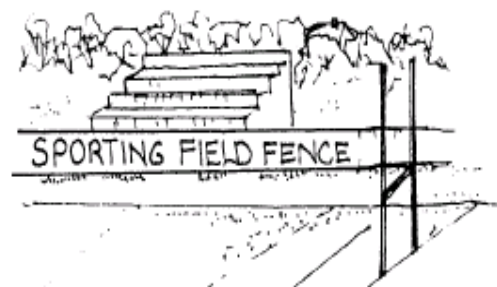
Event Sign (Temporary)

An Event sign is a temporary, non illuminated sign advertising non-profit, short term events such as fetes, fairs or festivals for charitable, religious, educational, community, sporting organisations etc.



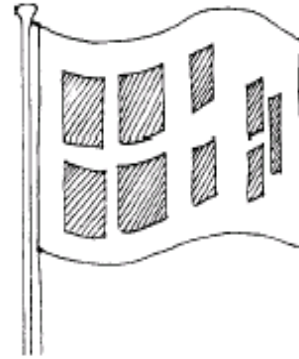
Fence Sign

A Fence Sign is a sign painted or otherwise affixed to a fence; eg a sporting field fence, a boundary fence, which is readily visible from a public place.



Flag Pole Sign

A Flag Pole Sign is a fabric sign hung from a pole.




Ground Sign

A Ground Sign is a monolithic sign which, in effect, sits on or rises out of the ground.



Hamper Sign

A Hamper Sign is an advertisement, painted or otherwise affixed, between a door head and an awning, or their equivalent levels.




High Rise Building Sign

A High Rise Building Sign is an advertisement naming or identifying a high rise building by the use of a logo or the like.



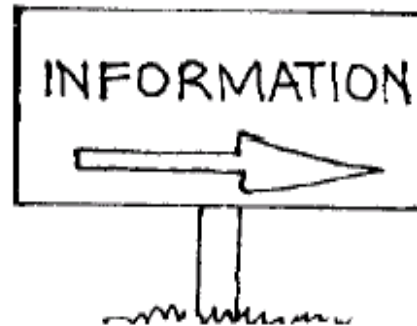
Inflatable Sign (Temporary)

A Temporary Inflatable Sign is a cold air inflated balloon displayed in conjunction with a special event such as a fete, fair, circus, sales promotion or the like.



Information Sign

An Information Sign is an advertisement providing information related to the use of facilities or features of the site, such as entry, exit, parking etc details.



Lantern Sign

A Lantern sign is a translucent lighting fixture displaying the name and/or trade, business or calling of the occupant




Mobile Sign

A Mobile Sign is a portable freestanding light weight sign, or a sign mounted on wheels to facilitate easy movement about a site.



Pole Sign


A Pole Sign is a freestanding sign mounted on one or more vertical supports which has a smaller surface area and a lower height than a Pylon/Column sign.



Projecting Sign

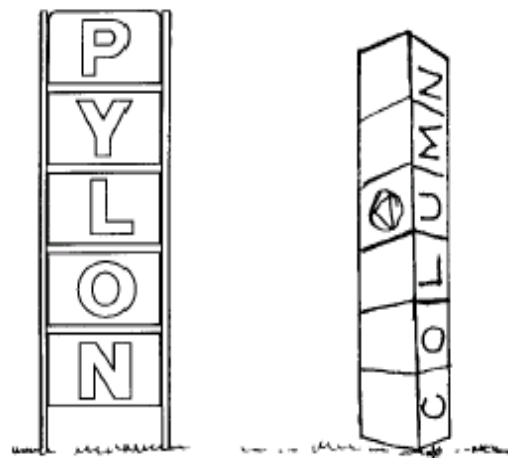
A Projecting Sign is a sign projecting at right angles to a wall and fixed to the wall.

A Projecting Sign is not an Under Awning Sign.



Pylon/Column Sign

A Pylon/Column Sign is a large display surface with its height being greater than its width. It may be erected on the ground or mounted on one or more vertical supports.




Roof Sign

A Roof Sign is a sign positioned at the top of a building where the roof remains the predominant backdrop when viewed from the ground.



Stallboard Sign

A Stallboard Sign is an advertisement, painted or otherwise affixed, at the base of a shopfront, normally below a shop window



Territory Sign

A Territory sign is a sign located within a road reservation or on unleased Territory land, which is not a traffic control sign and may include an Event sign, a Pole Sign, a Ground Sign, an Information Sign and a Flag Pole Sign.

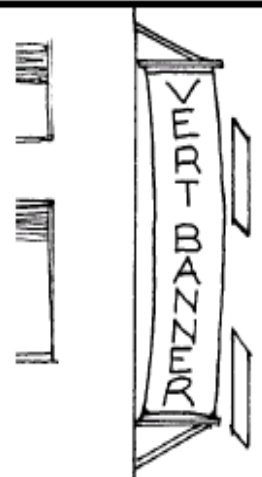
Under Awning Sign

An Under Awning Sign is an advertisement suspended under an awning or verandah.



Vertical Banner Building Sign

A Vertical Banner Building Sign is an advertisement of non-rigid material normally fixed at the top and bottom to brackets projecting from a building.



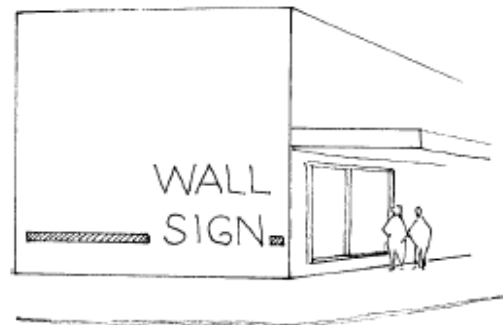
Vertical Banner Freestanding Sign

A Vertical Banner Freestanding Sign is an advertisement of non-rigid material normally supported at two or more locations from brackets extending from a freestanding pole.



Wall Sign

A Wall Sign is an advertisement, painted or otherwise affixed, flat to a wall.



Window Sign

A Window Sign is an advertisement, painted or otherwise affixed, on the outside of the glass of a display window.

